

EN



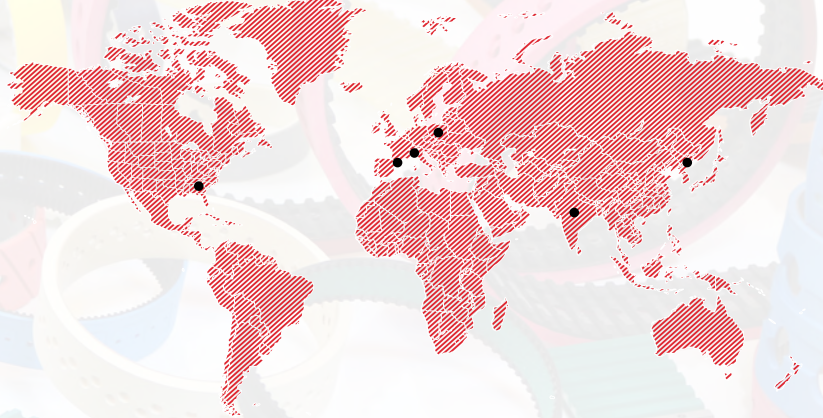
ENGINEERED & SPECIALTY BELT PRODUCT GUIDE



MEGADYNE

MEGADYNE is a global manufacturer of customized, engineered and specialty belt solutions for key industries where efficient product handling is essential for production line uptime. At Megadyne, we understand what industries are focused on—line speed and flexibility. Success can be accomplished by proper belt selection and final design.

Unique with Megadyne Engineered and Specialty belts is our vertically integrated support structure. Using base synchronous and non synchronous substrates produced by Megadyne, along with our proprietary processes, we can create belts specifically to meet the needs of your application.



At Megadyne, we provide belts for existing applications, but are best known for developing leading edge new belt designs. With your ideas and application criteria, we create belts designed for your specific needs.

Our broad offering of materials, coupled with our industry and application knowledge, processes, engineering support, and our ongoing investments in research and development, make us the right choice as your partner in design for engineered and specialty product handling applications.

In addition to the wide range of materials we work with, Megadyne can custom finish your belt with machined modifications, cleats and other time saving design benefits.

—WE MAKE YOUR BUSINESS MOVE.



Count on **MEGADYNE** for...



KNOWLEDGEABLE
TECHNICAL
SUPPORT



VERTICALLY
INTEGRATED WITH
A BROAD RANGE
OF PRODUCTS AND
MATERIALS



STATE-OF-THE-ART
AUTOMATED VALUE
ADD
PROCESSES



CUSTOMIZATION
THROUGH
INNOVATION



GLOBAL PRESENCE

...A Preferred Partner in **DESIGN.**

INTRODUCTION	II
INDEX	1
FOOD INDUSTRY	2
PACKAGING INDUSTRY	4
OTHER INDUSTRIES SERVED	6
COVERS	8
Polyurethane	10
PVC	17
Rubber:	20
Natural Rubber	20
Nitrile - Neoprene	28
Polychloroprene	30
EPDM - Viton - Silicone - HNBR	33
Others	35
Covers Worksheet	37
PRODUCT EXAMPLE GALLERY	39
COATING - SILICONE AND NEOPRENE	40
MODIFICATIONS	42
CLEATS	44
Cleats Worksheet	47
MEGAC4T & FALSE TEETH	48
PROGRESSIVE PIN JOINT SYSTEM (PPJ)	49
ENGINEERED BELTS	50
HYBRID BELTS	52

FOOD INDUSTRY

Food approved materials in high speed and precision handling applications



Belts offering high speed and precision handling performance with FDA materials and EU approved certifications, designed for use where actuation, positioning, segmentation and placement of product is important to line-up time.

- Meat Slicing
- Inspection Line
- Vertical Form Fill and Seal
- Horizontal Form Fill and Seal
- General Conveying
- Sausage Belts


Megadyne offers a range of (Food Contact) approved Timing Belts which can be used to offer a high end solution for any food handling applications.

Additionally, Megadyne offers a wide variety of cover materials, which are food approved. We have diverse Thermoplastic PU, PVC, Rubber and Silicone covers applicable for any kind of food application. You will find the technical information and further details of these Covers on the following pages highlighted with the Food Industry icon (as seen above).





Visit www.megadynegroup.com for more information on our product offering in the Food Industry.

RECOMMENDED PRODUCTS



MEGALINEAR FC is new to the Megalineer family. Introduced for food processing and packaging applications, MEGALINEAR FC is manufactured with food contact approved materials, according to European regulations EU 1935/2004, EU 10/2011, and EU174/2015. Megaliner FC is manufactured in T5/T10 pitch without a gap between the teeth and available in a smooth surface or backing profiles such as Spike Top, Noppen and others, for all kinds of conveying and processing applications. These advanced food contact synchronous belts have excellent resistance to chemicals and corrosion, and are designed for use in wet and dry food contact applications. The homogeneous belt design ensures a significantly greater service life with a high level of hygienic integrity.

MEGAPOWER FC is designed for power transmission and certain synchronous conveying applications within the food and packaging industry where the polyurethane chemistry is beneficial for oily environments and where rigorous wash down procedures are common. Featuring stainless steel cords and food compliant blue polyurethane according to European regulations EU 1935/2004, EU 10/2011 and EU174/2015, Megapower FC is ideal for both wet and dry applications due to good chemical and corrosion resistance in humid and wet environments. Megapower FC handles your high acceleration, multi stop/start synchronous food product handling drives with ease.



FCM Belts: Megalineer FCM and Megaflex FCM are available in Light Blue Thermoplastic PU and stainless steel cord. This combination conforms to an FC Approval for the belt according to EC 1935/2004. Kevlar Cords are also available for Megalineer FCM with T10 and AT10 without gap. Due to the belt construction and cord pitch, FCM belts are also suitable for heavy load conveyor and power transmission applications, for example linear units for Food processing.

Combining these belts with an additional cover does not meet the same standards as the base belt. Contact Megadyne for more information.

PACKAGING INDUSTRY

Customers rely on Megadyne's full line of belting solutions for the Packaging Industry including a wide range of standard and customized products.



Megadyne provides its customers with innovative solutions to specific Packaging Industry needs offering a wide selection of belt constructions and manufacturing processes thanks to years of industrial experience. Megadyne products are used in packaging equipment from start to finish of the packaging line.

Our portfolio of synchronous and non-synchronous belts, including special cover materials, cleated belts, machined modifications and other fabrications types, deliver the solutions for a wide variety of applications including:

- Carton forming/box erecting/box closing
- Filling
- Blow molding machines
- Capping lines
- Cartoning lines
- Check weighing
- Feed lines
- Filling lines
- Form, fill and seal
- Wrapping and sealing
- Labeling



Visit www.megadynegroup.com for more information on our product offering in the Packaging Industry.

RECOMMENDED PRODUCTS



Vertical Form Fill Seal Belts:

- Homogeneous molded covers that provide uniform wear surfaces free of hard spots to increase performance
- Covers without any splices or seams for increased reliability
- Continuous, durable wearing covers that provide consistent friction for life of the belt
- Non-glazing compounds that offer excellent grip and slip prevention
- Excellent abrasion resistance for an increased trouble-free lifespan
- Excellent flexibility without cracking or tearing
- Standard OEM replacement belts for all major manufacturers
- CNC machined precision modifications such as slots, countersunk holes, grooves, and profiles within precise tolerances for outlasting performance
- Metal Sealing Bands available



In-Line Filling Belts:

After filling of liquids, capsules and pills; capping machines apply, tighten and secure caps of varying material types to bottles and containers made of glass, PET, PVC, PP, LDPE and HPDE.

Capping machines are used to complete the packaging of food products, beverages, household products, pharmaceuticals and industrial goods. Megadyne's Specialty Belt Division can manufacture the correct frictional and cushioning type belts to apply torque and twisting motion to securely lock the cap in place.



Food Packaging

On the Food Packaging, Megalinear Timing Belts - joined with PPJ joint system and equipped with FDA cleats - exceed the performance of non-synchronous flat belts and guarantee the most efficient product separation without belt slippage, lack of synchronization, expensive downtime, high cost of spare parts.

Other Industries Served




AUTOMOTIVE & TIRE



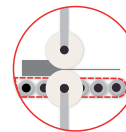
Working hand in hand with our partners in the Automotive and Tire industry led us to create belts for vacuum, magnetic applications and the transport of the raw rubber and metal stock. Our customized belts serve different applications, ensuring excellent

cut and wear resistance, high strength for lifting, good oil and chemical resistance, low friction for accumulation, and non-marking high grip where needed.

- Sheet Metal Processing
- Glass tempering line and storage
- Car chassis assembly
- Skid conveyors applications
- Tire manufacturing



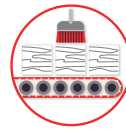
ALUMINUM EXTRUSION



Our belting products are used in a wide range of applications to ensure materials are transported successfully throughout each stage of aluminum production. Megadyne offers tailored solutions to meet your handling requirements such as non-marking surfaces and high temperature product handling.



CERAMIC, GLASS, BRICK & STONE




Megadyne offers urethane and rubber materials that can be fitted to your application. We offer high friction and excellent wear resistance as-well-as cover modifications to assist in product handling, such as holes and

angular or lateral machining.

- Grinding Machines
- Cutting Lines
- Beveling Lines
- Drilling Lines
- Polishing Lines
- Tempering Lines
- Sealing Lines




MATERIAL HANDLING



High strength and precision repeatability are essential components required in lift movement and material handling. With a broad range of urethanes and cord options, Megadyne can supply the right belt for your application.

- Live Roller Conveyors
- Cross Sorters
- Pallet and Transport Platform Conveyors
- Gapping Conveyors
- Incline Conveyors
- Line Conveyors
- Diverters
- Offload, Sorting and Delivery Conveyors
- ASRS Systems

MEDICAL INDUSTRY



Megadyne offers several synchronous and non-synchronous clean running options for both light-duty power transmission, positioning and product handling applications.

- Medical Equipment:
 - MRI Tables
 - Blood Centrifuge
- Automated Pharmaceutical Dispensers
- Medical Instrumentation



ROBOTICS & AUTOMATION



Urethane and rubber high strength synchronous belts are being increasingly incorporated into robotic positioning applications; these commonly include pick and place systems and applications where positional accuracy is required.

- 3D Printing
- Fiber Optics
- X,Y Drives
- Swimming Pool Cleaners
- Security Camera Positioning
- Theatre Lighting Positioning
- Automotive Assembly
- Welding Systems



PAPER & PRINT



From a broad range of elastomer options, Megadyne can provide the right combination of substrate and cover materials to yield wear resistance, the right coefficient of friction and anti-static requirements. Megadyne specializes in modifications such as holes or slots, counter slots and vacuum draws.

- Banking Equipment
- Printing Equipment
- Bindery Equipment
- Mail Handling Equipment
- Collating Machines
- Ticketing Machines
- Newspaper Equipment
- Personal Hygiene Products - Diapers, Wipes




WOOD



Within the Wood Industry, Megadyne is able to meet all requirements - even the most challenging - with standard and specialty belts.

- Veneer Stacker
- Plywood Layup & Pressing
- Press Exit, Trimming & Inspection
- Wood Panel Conveyor



... AND MANY MORE...



COVERS

Megadyne is a global leader in the design and manufacturing of specialty and engineered belts with covers. Why is this the case? It starts with our understanding of polymers. From Rubber to silicone to urethane to impregnated fabrics, internal knowledge at Megadyne as well as that obtained from our other Ammega sister companies is matched with our broad process offering.

At Megadyne, we mold rubber, spin cast urethane and Hytrel®, apply silicone and neoprene coating, spray urethane foam and laminate materials made of urethane, PVC, rubber, fleece, artificial leather, silicone and Kevlar®.

With our vertically integrated business model, matched with our multiple manufacturing processes and state of the art modification equipment, Megadyne is well positioned to offer you high quality, consistently produced products. No one manufacturer of Engineered Specialty belts provides more solutions.





COVER COLOR KEY

 Orange	 Yellow	 Blue FDA
 PU Cream	 White	 High Duro Pink
 PU Blue	 Tan	 Dark Gray
 Gray	 Sylomer Blue	 Royal Blue
 Transparent	 Transparent Brown	 Black
 Red Grip	 Celloflex Tan	 Dark Red
 Red	 Dark Green	 Brown
 Mint Green	 Blue Anti Glaze	 Coral

RESISTANCE¹ QUALITY LEVELS

Poor	●○○○
Fair	●●○○
Good	●●●○
Very Good	●●●●

¹ In relation to Water, Abrasion and Oil Resistances of the cover material.

PRODUCT AVAILABILITY

		
In the Sample Book	Available in EMEA & APAC	Available in the AMERICAS

IMPORTANT COVER INFORMATION

The following information provides explanation for the asterisk found within the cover section (14-40).


***Coefficient of Friction (CoF):** Determined by the static value against a steel guide; however, consideration must be given to the specific environmental conditions (contamination and/or wear resistance) and aging on the cover

****Oil Resistance:** Dependant upon the exact chemical nature and viscosity of the oil

*****Ground Covers** can yield a tighter tolerance of +/-0.3mm if required

******Minimum Pulley Diameter (Pd) =** desired cover thickness x given multiplier: i.e. 2mm cover thickness x 30 (given) = 60mm min. Pd. If the minimum diameter of base belt is larger than the calculated cover minimum Pd, use the larger of the two values.

*******Minimum Pulley Diameter (Pd) =** Total Belt Thickness (TK)x5


AVAFC 60
AVAFC 70
AVAFC 85


SOURCE LOCATION
COLORS
RAW MATERIAL
HARDNESS (ShA)
COVER AND BELT COHESION METHOD
STANDARD COVER THICKNESS RANGE (mm)
TOLERANCE COVER THICKNESS (mm)
WORKING TEMPERATURE (°C)
COEFFICIENT OF FRICTION* (CoF)
MIN. PULLEY DIAMETER
WATER RESISTANCE
ABRASION RESISTANCE
OIL RESISTANCE**
FEATURES/BENEFITS
FOOD CONTACT APPROVED
FDA APPROVED
EU REGULATIONS

SOURCE LOCATION	ITALY
COLORS	○
RAW MATERIAL	PU
HARDNESS (ShA)	60
COVER AND BELT COHESION METHOD	CO-EXTRUSION
STANDARD COVER THICKNESS RANGE (mm)	2/3/4
TOLERANCE COVER THICKNESS (mm)	+/- 0.3
WORKING TEMPERATURE (°C)	-20 /+80
COEFFICIENT OF FRICTION* (CoF)	0.65
MIN. PULLEY DIAMETER	x 40
WATER RESISTANCE	●●●○
ABRASION RESISTANCE	●●●○
OIL RESISTANCE**	●●●○
FEATURES/BENEFITS	High friction on smooth and dry surfaces. Available in different color under respecting a MOQ.
FOOD CONTACT APPROVED	NO
FDA APPROVED	
EU REGULATIONS	

SOURCE LOCATION	ITALY
COLORS	○
RAW MATERIAL	PU
HARDNESS (ShA)	70
COVER AND BELT COHESION METHOD	CO-EXTRUSION
STANDARD COVER THICKNESS RANGE (mm)	2/3/4
TOLERANCE COVER THICKNESS (mm)	+/- 0.3
WORKING TEMPERATURE (°C)	-20 /+80
COEFFICIENT OF FRICTION* (CoF)	0.65
MIN. PULLEY DIAMETER	x 40
WATER RESISTANCE	●●●●
ABRASION RESISTANCE	●●●○
OIL RESISTANCE**	●●○○
FEATURES/BENEFITS	High friction on smooth and dry surfaces. Available in different color under respecting a MOQ.
FOOD CONTACT APPROVED	NO
FDA APPROVED	
EU REGULATIONS	

SOURCE LOCATION	ITALY, USA
COLORS	○
RAW MATERIAL	PU
HARDNESS (ShA)	85
COVER AND BELT COHESION METHOD	CO-EXTRUSION
STANDARD COVER THICKNESS RANGE (mm)	2/3/4
TOLERANCE COVER THICKNESS (mm)	+/- 0.3
WORKING TEMPERATURE (°C)	-20 /+80
COEFFICIENT OF FRICTION* (CoF)	0.60
MIN. PULLEY DIAMETER	x 40
WATER RESISTANCE	●●●○
ABRASION RESISTANCE	●●●●
OIL RESISTANCE**	●●●○
FEATURES/BENEFITS	Very good wear resistance. Suitable for conveying sharp-edged materials.
FOOD CONTACT APPROVED	NO
FDA APPROVED	
EU REGULATIONS	

INDUSTRIES


Please contact Megadyne or your local partner distributor to obtain more information about our materials, processes, minimum quantities and delivery times.

PU FISHBONE




PU RIBBED

NP 385



See Page 13 for Important Cover Information.

SOURCE LOCATION	ITALY, USA	ITALY, USA	ITALY
COLORS	○	○	○
RAW MATERIAL	PU	PU	PU
HARDNESS (ShA)	70	70	85
COVER AND BELT COHESION METHOD	CO-EXTRUSION	CO-EXTRUSION	CO-EXTRUSION
STANDARD COVER THICKNESS RANGE (mm)	4.3	2.7	4
TOLERANCE COVER THICKNESS (mm)	+/- 0.5	+/- 0.5	+/- 0.3
WORKING TEMPERATURE (°C)	-20 /+80	-20 /+80	-20 /+80
COEFFICIENT OF FRICTION* (CoF)	0.60	0.60	0.60
MIN. PULLEY DIAMETER	x 30	x 35	x 40
WATER RESISTANCE	●●●●	●●●●	●●●○
ABRASION RESISTANCE	●●●○	●●●○	●●●●
OIL RESISTANCE**	●●○○	●●○○	●●●○
FEATURES/BENEFITS	Suitable for wet environments where friction and drainage are necessary.	Reduced contact point for conveying smooth products. Allows drain of liquids.	For oily conveyor conditions. Contact only on top of the Noppen.
FOOD CONTACT APPROVED	NO	NO	NO
FDA APPROVED			
EU REGULATIONS			

INDUSTRIES			
-------------------	---	--	---

Please contact Megadyne or your local partner distributor to obtain more information about our materials, processes, minimum quantities and delivery times.

RED GRIP
APL
WHITE GRIP


See Page 13 for Important Cover Information.

SOURCE LOCATION	ITALY	ITALY	USA
COLORS	●	●	●
RAW MATERIAL	PU/SYNTHETIC RUBBER	PU/PVC	PU/PVC
HARDNESS (ShA)	63 +/-4	55	55
COVER AND BELT COHESION METHOD	CO-EXTRUSION	CO-EXTRUSION	CO-EXTRUSION
STANDARD COVER THICKNESS RANGE (mm)	1 to 8	3.5	2/3/4
TOLERANCE COVER THICKNESS (mm)	+/- 0.3	+/- 0.3	+/- 0.3
WORKING TEMPERATURE (°C)	-20 /+60	-20 /+60	-20 /+80
COEFFICIENT OF FRICTION* (CoF)	0.70	0.70	0.65
MIN. PULLEY DIAMETER	x 30	x 30	x 40
WATER RESISTANCE	●●●○	●●●○	●●●○
ABRASION RESISTANCE	●●●●	●●●○	●●●○
OIL RESISTANCE**	●●●●	●●●○	●●●○
FEATURES/BENEFITS	Seamless alternative to Natural Rubber. Only available on MEGAFLEX.	Seamless alternative to Natural Rubber. Blended elastomer offering high CoF, good oil resistance.	High friction on smooth and dry surfaces. Seamless alternative to Natural Rubber.
FOOD CONTACT APPROVED	NO	NO	NO
FDA APPROVED			
EU REGULATIONS			




INDUSTRIES			
-------------------	--	--	--

Please contact Megadyne or your local partner distributor to obtain more information about our materials, processes, minimum quantities and delivery times.

ORANGE COVER

Z-COVER

**GREEN MILLABLE URETHANE
40, 50, 60, 70, 85**




See Page 13 for Important Cover Information.

SOURCE LOCATION	USA	ITALY, USA	USA
COLORS	●	● ●	●
RAW MATERIAL	PU	PU	MILLABLE URETHANE
HARDNESS (ShA)	42	56	40 50 60 70 85
COVER AND BELT COHESION METHOD	CO-EXTRUSION	CO-EXTRUSION	MOLDING
STANDARD COVER THICKNESS RANGE (mm)	3/6/9	3/6	2.4 to 14
TOLERANCE COVER THICKNESS (mm)	+/- 0.3	+/- 0.3	+/- 0.3
WORKING TEMPERATURE (°C)	-25 /+65	-25 /+70	-20 /+80
COEFFICIENT OF FRICTION* (CoF)	0.80	0.60	0.60 0.55
MIN. PULLEY DIAMETER	x 20	x 25	x 30 x 35 x 40
WATER RESISTANCE	●●●○	●●●○	●●●○
ABRASION RESISTANCE	●●●○	●●●○	●●●●
OIL RESISTANCE**	●●●○	●●●○	●●●○
FEATURES/BENEFITS	Cover offering high grip, good wear and oil resistance. Available on MEGAFLEX only.	High density, high CoF PU foam with good resistance to oil and abrasion.	Very good abrasion resistance with a high CoF. Commonly used in the Cable and Wire Industry.
FOOD CONTACT APPROVED	NO	NO	NO
FDA APPROVED			
EU REGULATIONS			

INDUSTRIES		 	
-------------------	--	------	--------------

Please contact Megadyne or your local partner distributor to obtain more information about our materials, processes, minimum quantities and delivery times.

BLACK MILLABLE URETHANE
POLYTHAN D44
CELLOFLEX


See Page 13 for Important Cover Information.

SOURCE LOCATION	USA	ITALY	ITALY, USA
COLORS	●	○	●
RAW MATERIAL	MILLABLE URETHANE	PU	MICRO-CELLULAR PU
HARDNESS (ShA)	80	72	350 kg/m ³
COVER AND BELT COHESION METHOD	MOLDING	LAMINATION	LAMINATION
STANDARD COVER THICKNESS RANGE (mm)	2.4 to 14	1 to 6	2 to 5
TOLERANCE COVER THICKNESS (mm)	+/- 0.3	+/- 0.5	+/- 0.5
WORKING TEMPERATURE (°C)	-20 /+80	-10 /+60	-30 /+80
COEFFICIENT OF FRICTION* (CoF)	0.55	0.70	0.30
MIN. PULLEY DIAMETER	x 40	x 30	x 20
WATER RESISTANCE	●●●●	●●●○	●○○○
ABRASION RESISTANCE	●●●●	●●●○	●●○○
OIL RESISTANCE**	●●●○	●●●○	●○○○
FEATURES/BENEFITS	Very good abrasion and tear resistance. Formulated with ingredients considered FDA safe.	Good resistance against Ozone and UV radiation. Cut resistance makes it a good option to convey sheets and panels of wood and glass.	Highly flexible, good shock absorption. Use to move sensitive and fragile products. Better resistance than sylomer foams.
FOOD CONTACT APPROVED	YES	NO	NO
FDA APPROVED	YES		
EU REGULATIONS			



INDUSTRIES			
-------------------	--	--	--

Please contact Megadyne or your local partner distributor to obtain more information about our materials, processes, minimum quantities and delivery times.

PU-YELLOW


PU - GREY/RED

SYLOMER YELLOW






See Page 13 for Important Cover Information.

SOURCE LOCATION	ITALY	ITALY	ITALY, USA
COLORS		 	
RAW MATERIAL	TWO COMPONENT PU FOAM	TWO COMPONENT PU FOAM	PU Foam
HARDNESS (ShA)	SFT: 35-40, STD: 50, HARD: 60-70	SFT: 35-40, STD: 50, HARD: 60-70	150 kg/m ³
COVER AND BELT COHESION METHOD	SEAMLESS SPRAYING - LAMINATION	SEAMLESS SPRAYING	LAMINATION
STANDARD COVER THICKNESS RANGE (mm)	1 to 10	1 to 10	1 to 12
TOLERANCE COVER THICKNESS (mm)	+/- 0.3	+/- 0.3	+/- 0.25
WORKING TEMPERATURE (°C)	-10 /+60	-10 /+60	-30 /+70
COEFFICIENT OF FRICTION* (CoF)	0.40	0.40	0.50
MIN. PULLEY DIAMETER	x 25	x 25	Ø min. +TKx5(****)
WATER RESISTANCE	●●○○	●●○○	●●●○
ABRASION RESISTANCE	●●●●	●●●●	●○○○
OIL RESISTANCE**	●●●○	●●●○	●○○○
FEATURES/BENEFITS	Very good abrasion resistance and high grip against paper. Good machineability for vacuum holes and other modifications.	Very good abrasion resistance and high grip against paper. Good machineability for vacuum holes and other modifications.	High dynamic load capacity for movement of light and sensitive parts.
FOOD CONTACT APPROVED	NO	NO	NO
FDA APPROVED			
EU REGULATIONS			

INDUSTRIES			
-------------------	---	--	---

Please contact Megadyne or your local partner distributor to obtain more information about our materials, processes, minimum quantities and delivery times.

SYLOMER BLUE
SYLOMER GREEN
SYLOMER BROWN


See Page 13 for Important Cover Information.

SOURCE LOCATION	ITALY, USA	ITALY, USA	ITALY, USA
COLORS	●	●	●
RAW MATERIAL	PU Foam	PU Foam	PU Foam
HARDNESS (ShA)	220 kg/m ³	300 kg/m ³	400 kg/m ³
COVER AND BELT COHESION METHOD	LAMINATION	LAMINATION	LAMINATION
STANDARD COVER THICKNESS RANGE (mm)	2 to 20	2 to 20	1 to 12
TOLERANCE COVER THICKNESS (mm)	+/- 0.5	+/- 0.5	+/- 0.5
WORKING TEMPERATURE (°C)	-30 /+70	-30 /+70	-30 /+70
COEFFICIENT OF FRICTION* (CoF)	0.50	0.50	0.50
MIN. PULLEY DIAMETER	x 15	x 15	x 20
WATER RESISTANCE	●●●○	●●●○	●●●○
ABRASION RESISTANCE	●○○○	●○○○	●●○○
OIL RESISTANCE**	●○○○	●○○○	●○○○
FEATURES/BENEFITS	10 ShA offers high dynamic load capacity for handling of lightweight, fragile items.	15 ShA offers high dynamic load capacity for top pressure belts.	22 ShA, offers high dynamic load capacity for moving glass.
FOOD CONTACT APPROVED	NO	NO	NO
FDA APPROVED			
EU REGULATIONS			


INDUSTRIES			
-------------------	--	--	--

Please contact Megadyne or your local partner distributor to obtain more information about our materials, processes, minimum quantities and delivery times.

PVC-FOIL BLUE

PVC-FOIL WHITE

SUPERGRIP PETROL



See Page 13 for Important Cover Information.


SOURCE LOCATION	ITALY, USA	ITALY, USA	ITALY, USA
COLORS	●	●	●
RAW MATERIAL	PVC	PVC	PVC
HARDNESS (ShA)	40	65	46
COVER AND BELT COHESION METHOD	LAMINATION	LAMINATION	CO-EXTRUSION - LAMINATION
STANDARD COVER THICKNESS RANGE (mm)	2	2	4.5
TOLERANCE COVER THICKNESS (mm)	+/- 0.5	+/- 0.5	+/- 0.5
WORKING TEMPERATURE (°C)	-15 /+70	-20 /+100	-10 /+60
COEFFICIENT OF FRICTION* (CoF)	0.90	0.80	0.90
MIN. PULLEY DIAMETER	40 mm	60 mm	60 mm
WATER RESISTANCE	●●●○	●●●○	●●●○
ABRASION RESISTANCE	●●○○	●●●○	●●○○
OIL RESISTANCE**	●●●○	●●●●	●●●○
FEATURES/BENEFITS	Good adhesion characteristics due to good CoF and smooth surface for the conveyance of paper and foils, wood and plastics. Seamless weldable on ML and MFX.	Good adhesion characteristics due to good CoF and smooth surface. Resistant to acids and oils. Formulated with ingredients considered FDA safe. Seamless weldable on ML and MFX.	Applicable for slight height compensation, low shock absorption capabilities. Improved adhesion even with moisture and dirt for incline, feed and take-a-way conveying applications. Seamless weldable on ML and MFX.
FOOD CONTACT APPROVED	NO	YES	NO
FDA APPROVED		YES	
EU REGULATIONS		YES	
INDUSTRIES			

Please contact Megadyne or your local partner distributor to obtain more information about our materials, processes, minimum quantities and delivery times.

SUPERGRIP WHITE

PVC-SAWTOOTH

PVC-NAPPED



See Page 13 for Important Cover Information.

SOURCE LOCATION	ITALY, USA	ITALY, USA	ITALY, USA
COLORS	●	●	●
RAW MATERIAL	PVC	PVC	PVC
HARDNESS (ShA)	60	60 +/-4	65
COVER AND BELT COHESION METHOD	LAMINATION	LAMINATION	LAMINATION
STANDARD COVER THICKNESS RANGE (mm)	3.0	2.5	1.5
TOLERANCE COVER THICKNESS (mm)	+/- 0.3	+/- 0.5	+/- 0.5
WORKING TEMPERATURE (°C)	-10 /+100	-15 /+70	-15 /+60
COEFFICIENT OF FRICTION* (CoF)	0.80	0.70	0.80
MIN. PULLEY DIAMETER	60 mm	60 mm	60 mm
WATER RESISTANCE	●●●○	●●●○	●●●○
ABRASION RESISTANCE	●●○○	●●○○	●●○○
OIL RESISTANCE**	●●●●	●●●●	●●●●
FEATURES/BENEFITS	Characteristics same as Supergrip petrol but less flexible. For the conveyance of food. Resistant against acids and bases.	FDA clear pattern for improved adhesion under wet conditions. Line contact, resistant against acids and bases.	Thin cover offers good CoF, even in wet conditions. Resistant to acids and oils. Formulated with FDA materials.
FOOD CONTACT APPROVED	YES	YES	YES
FDA APPROVED	YES	YES	YES
EU REGULATIONS	YES	YES	YES



INDUSTRIES

Please contact Megadyne or your local partner distributor to obtain more information about our materials, processes, minimum quantities and delivery times.

PVC FISHBONE

MINIGRIP GREEN

STAGGERED SAWTOOTH



See Page 13 for Important Cover Information.

SOURCE LOCATION	ITALY	ITALY, USA	ITALY, USA
COLORS	●	●	●
RAW MATERIAL	PVC	PVC	PVC
HARDNESS (ShA)	65	60	46
COVER AND BELT COHESION METHOD	LAMINATION	CO-EXTRUSION - LAMINATION	LAMINATION
STANDARD COVER THICKNESS RANGE (mm)	3	1.3	8
TOLERANCE COVER THICKNESS (mm)	+/- 0.5	+/- 0.5	+/- 0.5
WORKING TEMPERATURE (°C)	-15 /+90	-10 /+70	-20 /+70
COEFFICIENT OF FRICTION* (CoF)	0.60	0.70	0.90
MIN. PULLEY DIAMETER	x 30	30 mm	60 mm
WATER RESISTANCE	●●●○	●●●○	●●●○
ABRASION RESISTANCE	●●●○	●●○○	●●●○
OIL RESISTANCE**	●●●●	●●●○	●●●○
FEATURES/BENEFITS	Improved CoF in wet conditions. Narrow belts may only have a single diagonal-cut profile. Resistant to acids and oils. Formulated with FDA materials.	Thin cover structure with very good friction in wet or dusty conditions - reduces frictional stick. Resistant to acids and oils.	Very good CoF for gripping and incline conveying. Resistant to acids and oils.
FOOD CONTACT APPROVED	YES	NO	NO
FDA APPROVED	YES		
EU REGULATIONS	YES		
INDUSTRIES			

Please contact Megadyne or your local partner distributor to obtain more information about our materials, processes, minimum quantities and delivery times.

LINATEX™ RED
LINARD
LINAPLUS FG


See Page 13 for Important Cover Information.

SOURCE LOCATION	ITALY, USA	USA	ITALY, USA	ITALY, USA
COLORS	●		●	●
RAW MATERIAL	NATURAL RUBBER		NATURAL RUBBER	NATURAL RUBBER
HARDNESS (ShA)	38	40	60	38
COVER AND BELT COHESION METHOD	LAMINATION	VULCANIZATION	LAMINATION	LAMINATION
STANDARD COVER THICKNESS RANGE (mm)	1 to 10	3 to 12, 7	1 to 6	1 to 3
TOLERANCE COVER THICKNESS (mm)	+/-1(***)		+/- 1(***)	+/- 1(***)
WORKING TEMPERATURE (°C)	-40 /+70		-30 /+70	-40 /+70
COEFFICIENT OF FRICTION* (CoF)	0.90		0.60	0.75
MIN. PULLEY DIAMETER	x 20		x 30	x 25
WATER RESISTANCE	●●●○		●●●○	●●●○
ABRASION RESISTANCE	●●●○		●●●○	●●○○
OIL RESISTANCE**	●○○○		●○○○	●○○○
FEATURES/BENEFITS	Cover offers high CoF, good wear resistance, good in wet conditions but poor in oil. Common used as discharge belts for use in vacuum VFFS.		Cover with high abrasion resistance but less adhesion in comparison to LINATEX™ (RU 27).	High CoF white non marking natural rubber material. Formulated with FDA materials.
FOOD CONTACT APPROVED	NO		NO	YES
FDA APPROVED				YES
EU REGULATIONS				YES


INDUSTRIES			
------------	--	--	--

Please contact Megadyne or your local partner distributor to obtain more information about our materials, processes, minimum quantities and delivery times.







LINATRILE

RP 400 YELLOW


CORREX BEIGE



See Page 13 for Important Cover Information.

SOURCE LOCATION	ITALY, USA	ITALY	ITALY
COLORS			
RAW MATERIAL	POLYMER NBR	CAOUTCHOUC (Natural Rubber)	NATURAL RUBBER
HARDNESS (ShA)	55	38	36
COVER AND BELT COHESION METHOD	LAMINATION	LAMINATION	LAMINATION
STANDARD COVER THICKNESS RANGE (mm)	1 to 10	2 to 6	2 to 6
TOLERANCE COVER THICKNESS (mm)	+/- 1(***)	+/- 0.5	+/- 0.5
WORKING TEMPERATURE (°C)	-20 /+110	-10 /+80	-10 /+70
COEFFICIENT OF FRICTION* (CoF)	0.70	0.80	0.70
MIN. PULLEY DIAMETER	x 25	x 20	x 20
WATER RESISTANCE	●●●○	●●●○	●●○○
ABRASION RESISTANCE	●●●○	●●●○	●●●○
OIL RESISTANCE**	●●●○	●○○○	●○○○
FEATURES/BENEFITS	Improved temperature, oil, grease and aging resistance compared to natural rubber. Good mechanical processing capability vacuum transport of oil-covered sheets.	Cover has fine fabric texture, characteristics similar to Natural Rubber but higher abrasion resistance.	Cover offers high CoF and high wear resistant features. Black contact layer.
FOOD CONTACT APPROVED	NO	NO	NO
FDA APPROVED			
EU REGULATIONS			
INDUSTRIES			

Please contact Megadyne or your local partner distributor to obtain more information about our materials, processes, minimum quantities and delivery times.

CORREX BLACK
**GUMMY CORREX
AMBRA PARABLOND**
**TAN NATURAL
RUBBER 40**


See Page 13 for
Important Cover
Information.

SOURCE LOCATION	ITALY	ITALY	USA
COLORS	●	●	●
RAW MATERIAL	NATURAL RUBBER	NATURAL RUBBER	NATURAL RUBBER
HARDNESS (ShA)	60	48	40
COVER AND BELT COHESION METHOD	LAMINATION	VULCANIZATION	VULCANIZATION
STANDARD COVER THICKNESS RANGE (mm)	2 to 6	0.8 to 15	2.4 to 14
TOLERANCE COVER THICKNESS (mm)	+/- 0.5	+/- 0.3	+/- 0.3
WORKING TEMPERATURE (°C)	-10 /+70	-20 /+60	-20 /+80
COEFFICIENT OF FRICTION* (CoF)	0.60	0.60	0.60
MIN. PULLEY DIAMETER	x 30	x 30	x 20
WATER RESISTANCE	●●○○	●●●●	●●●○
ABRASION RESISTANCE	●●●○	●●●●	●●●○
OIL RESISTANCE**	●○○○	●○○○	●○○○
FEATURES/BENEFITS	Cover offers good abrasion resistance and lower friction than Correx Beige (RU 32).	Cover offers high CoF and higher abrasion resistance than other Natural Rubber compounds.	Cover offers non marking high CoF surface. Average wear and tear and abrasion resistance.
FOOD CONTACT APPROVED	NO	NO	NO
FDA APPROVED			
EU REGULATIONS			



INDUSTRIES			

Please contact Megadyne or your local partner distributor to obtain more information about our materials, processes, minimum quantities and delivery times.




**BLUE ANTI GLAZE
NATURAL RUBBER**

DURATAQ™

**RED NATURAL
RUBBER 40**




See Page 13 for Important Cover Information.

SOURCE LOCATION	USA	USA	USA
COLORS	●	●	●
RAW MATERIAL	NATURAL RUBBER	NATURAL RUBBER	NATURAL RUBBER
HARDNESS (ShA)	40	45	40
COVER AND BELT COHESION METHOD	VULCANIZATION	VULCANIZATION	VULCANIZATION
STANDARD COVER THICKNESS RANGE (mm)	2.4 to 14	2.4 to 14	2.4 to 14
TOLERANCE COVER THICKNESS (mm)	+/- 0.3	+/- 0.3	+/- 0.3
WORKING TEMPERATURE (°C)	-20 /+80	-20 /+100	-20 /+80
COEFFICIENT OF FRICTION* (CoF)	0.55	1.10	0.50
MIN. PULLEY DIAMETER	x 20	x 20	x 20
WATER RESISTANCE	●●●○	●●●○	●●●○
ABRASION RESISTANCE	●●●○	●●●●	●●○○
OIL RESISTANCE**	●○○○	●○○○	●○○○
FEATURES/BENEFITS	Cover offers a high CoF and good wear resistance. Anti glazing characteristic predestined for high speed paper feeder.	A premium Natural Rubber compound offering a custom blended proprietary rubber which has a high CoF and very good abrasion resistance.	Cover offering low durometer ShA and very good high friction.
FOOD CONTACT APPROVED	NO	NO	NO
FDA APPROVED			
EU REGULATIONS			
INDUSTRIES			

Please contact Megadyne or your local partner distributor to obtain more information about our materials, processes, minimum quantities and delivery times.

RED NATURAL RUBBER 60
BLUE NATURAL RUBBER 55
TENAX 40

See Page 13 for Important Cover Information.




SOURCE LOCATION	USA	USA	ITALY
COLORS	●	●	●
RAW MATERIAL	NATURAL RUBBER	NATURAL RUBBER	NATURAL RUBBER
HARDNESS (ShA)	60	55	40
COVER AND BELT COHESION METHOD	VULCANIZATION	VULCANIZATION	VULCANIZATION
STANDARD COVER THICKNESS RANGE (mm)	2.4 to 14	2.4 to 14	0.8 to 15
TOLERANCE COVER THICKNESS (mm)	+/- 0.3	+/- 0.3	+/- 0.3
WORKING TEMPERATURE (°C)	-20 /+100	-20 /+80	-20 /+60
COEFFICIENT OF FRICTION* (CoF)	0.50	0.40	0.75
MIN. PULLEY DIAMETER	x 30	x 25	x 30
WATER RESISTANCE	●●●○	●●●○	●●●●
ABRASION RESISTANCE	●●●○	●●●○	●●●●
OIL RESISTANCE**	●○○○	●○○○	●○○○
FEATURES/BENEFITS	Covers offering good friction and good abrasion resistance. Higher abrasion resistance than NATURAL RUBBER 40	Cover offering high CoF, good wear resistance, very good water resistance.	Cover is a seamless alternative to other Natural Rubber compounds. Slightly softer than Tenax Standard with higher grip.
FOOD CONTACT APPROVED	NO	NO	NO
FDA APPROVED			
EU REGULATIONS			

INDUSTRIES

Please contact Megadyne or your local partner distributor to obtain more information about our materials, processes, minimum quantities and delivery times.

TENAX STANDARD

HONEYCOMB





See Page 13 for Important Cover Information.

SOURCE LOCATION	ITALY	ITALY, USA
COLORS	●	●
RAW MATERIAL	NATURAL RUBBER	NATURAL RUBBER
HARDNESS (ShA)	45	50
COVER AND BELT COHESION METHOD	VULCANIZATION	LAMINATION
STANDARD COVER THICKNESS RANGE (mm)	0.8 to 15	4.5 to 15
TOLERANCE COVER THICKNESS (mm)	+/- 0.3	+/- 0.5
WORKING TEMPERATURE (°C)	-20 /+60	-20 /+60
COEFFICIENT OF FRICTION* (CoF)	0.70	0.60
MIN. PULLEY DIAMETER	x 30	x 30
WATER RESISTANCE	●●●●	●●●●
ABRASION RESISTANCE	●●●●	●●●●
OIL RESISTANCE**	●○○○	●○○○
FEATURES/BENEFITS	Cover is slightly harder than Tenax 40, but offers very good abrasion resistance.	Cover offering high friction rough top surface, applicable for slight height compensation, low shock absorption capabilities. Improved adhesion even with moisture and dirt for use on lower angle incline product movement.
FOOD CONTACT APPROVED	NO	NO
FDA APPROVED		
EU REGULATIONS		

INDUSTRIES		
-------------------	---	--

Please contact Megadyne or your local partner distributor to obtain more information about our materials, processes, minimum quantities and delivery times.

BLUE GRIP
LOW DURO NR R34
YELLOW GUM R14


See Page 13 for Important Cover Information.



SOURCE LOCATION	SPAIN	SPAIN	SPAIN
COLORS	●	●	●
RAW MATERIAL	NR / BR	NATURAL RUBBER	NATURAL RUBBER
HARDNESS (ShA)	57	35-45	35-45
COVER AND BELT COHESION METHOD	ONE SHOT CURING	TWO SHOT CURING	ONE SHOT CURING
STANDARD COVER THICKNESS RANGE (mm)	<=12.5 (*)	1.0 to 13	1.6 to 12
TOLERANCE COVER THICKNESS (mm)	+/- 0.3	+/- 0.3	+/- 0.3
WORKING TEMPERATURE (°C)	-20 /+80	-25 /+80	-25 /+80
COEFFICIENT OF FRICTION* (CoF)	0.80	0.70	0.80
MIN. PULLEY DIAMETER	Ø min. +TKx5(****)	Ø min. +TKx5(****)	Ø min. +TKx5(****)
WATER RESISTANCE	●●○○	●●●○	●●●○
ABRASION RESISTANCE	●●●●	●●●●	●●●●
OIL RESISTANCE**	●●○○	●○○○	●○○○
FEATURES/BENEFITS	Very good wear resistance. Alternative to Natural Rubber. Only available on rubber base belts.	Non marking compound for applications requiring, high coefficient of friction. Excellent abrasion resistance. Very good tear resistance. Low hysteresis. Only available on rubber base belts.	Cover offers high CoF, very good wear resistance. Compound common used in indexing, corrugating, positioning and packaging applications. Only available on rubber base belts.
FOOD CONTACT APPROVED	NO	NO	NO
FDA APPROVED			
EU REGULATIONS			
INDUSTRIES			

Please contact Megadyne or your local partner distributor to obtain more information about our materials, processes, minimum quantities and delivery times.

LOW DURO BLACK NEOPRENE R35

ORANGE NATURAL RUBBER R66

POROL BLACK




See Page 13 for Important Cover Information.

SOURCE LOCATION	SPAIN	SPAIN	ITALY, USA
COLORS	●	●	●
RAW MATERIAL	NATURAL RUBBER	NATURAL RUBBER	NATURAL CELLULAR RUBBER FOAM
HARDNESS (ShA)	40-50	42-48	290 kg/m ³
COVER AND BELT COHESION METHOD	ONE SHOT CURING	TWO SHOT CURING	LAMINATION
STANDARD COVER THICKNESS RANGE (mm)	1.0 to 13	1.0 to 13	2 to 20
TOLERANCE COVER THICKNESS (mm)	+/- 0.3	+/- 0.3	+/- 0.5
WORKING TEMPERATURE (°C)	-20 /+85	-30 /+80	-40 /+70
COEFFICIENT OF FRICTION* (CoF)	0.55	0.72	1.2
MIN. PULLEY DIAMETER	Ø min. +TKx5(****)	Ø min. +TKx5(****)	x 15
WATER RESISTANCE	●●●○	●●●○	●●●●
ABRASION RESISTANCE	●●○○	●●●○	●●○○
OIL RESISTANCE**	●●●○	●○○○	●●○○
FEATURES/BENEFITS	Cover offering high friction, non-marking feature. Only available on rubber base belts.	Cover is an alternative to DURATAQ™ offering a custom blended proprietary rubber which has a high CoF, and very good abrasion resistance. Only available on rubber base belts.	Cover is closed cell, soft elastic cellular rubber with good wear resistance. On request with Nylon cover for bottle descrambling.
FOOD CONTACT APPROVED	NO	NO	NO
FDA APPROVED			
EU REGULATIONS			

INDUSTRIES			
-------------------	---	--	---

Please contact Megadyne or your local partner distributor to obtain more information about our materials, processes, minimum quantities and delivery times.

NBR
WHITE NITRILE
GREEN NITRILE 55


See Page 13 for Important Cover Information.


SOURCE LOCATION	ITALY, USA	USA	USA	USA
COLORS	● ●		●	●
RAW MATERIAL	NITRILE CAOUTCHOUC		CARBOXILATED NITRILE	NITRILE
HARDNESS (ShA)	50	65	40	55
COVER AND BELT COHESION METHOD	LAMINATION	VULCANIZATION	VULCANIZATION	VULCANIZATION
STANDARD COVER THICKNESS RANGE (mm)	2 to 6	0.8 to 15	2.4 to 14	2.4 to 14
TOLERANCE COVER THICKNESS (mm)	+/- 0.5	+/- 0.3	+/- 0.3	+/- 0.3
WORKING TEMPERATURE (°C)	-35 /+70	0 /+120	-20 /+120	-20 /+120
COEFFICIENT OF FRICTION* (CoF)	0.70	0.60	0.70	0.70
MIN. PULLEY DIAMETER	x 30	x 35	x 25	x 30
WATER RESISTANCE	●●●●	●●●○	●●●○	●●●○
ABRASION RESISTANCE	●○○○	●●●○	●●●○	●●●●
OIL RESISTANCE**	●●●○	●●●○	●●●●	●●●●
FEATURES/BENEFITS	Cover offers improved oil and grease resistance compared to natural rubber.		Cover offering the benefit high friction and good wear resistance. Very good oil resistance by moderate temperature up to +120° C offers a wide range of applications.	Cover offering high CoF and moderate abrasion / water / oil resistance in ambient temperatures.
FOOD CONTACT APPROVED	NO		YES	NO
FDA APPROVED			YES	
EU REGULATIONS			YES	
INDUSTRIES				

Please contact Megadyne or your local partner distributor to obtain more information about our materials, processes, minimum quantities and delivery times.

**65 DURO RED
NITRILE/PVC**



BLACK NEOPRENE



TAN NEOPRENE 55





See Page 13 for Important Cover Information.

SOURCE LOCATION	SPAIN	ITALY, USA		USA
COLORS	●	●		●
RAW MATERIAL	NITRILE - PVC	NEOPRENE		NEOPRENE
HARDNESS (ShA)	63-70	50	70	55
COVER AND BELT COHESION METHOD	ONE SHOT CURING	LAMINATION	VULCANIZATION	VULCANIZATION
STANDARD COVER THICKNESS RANGE (mm)	1.6 to 12	3 to 12	0.8 to 15	2.4 to 14
TOLERANCE COVER THICKNESS (mm)	+/- 0.3	+/- 0.3		+/- 0.3
WORKING TEMPERATURE (°C)	-10 /+110	-20 /+60	-10 /+100	-20 /+120
COEFFICIENT OF FRICTION* (CoF)	0.80	0.60		1.60
MIN. PULLEY DIAMETER	Ø min. +TKx5(****)	x 30		x 30
WATER RESISTANCE	●●●○	●●●○		●●●○
ABRASION RESISTANCE	●●○○	●●●○		●●●○
OIL RESISTANCE**	●●●●	●●●○		●●●○
FEATURES/BENEFITS	Cover offers a blended compound feature and provides good CoF, along with good oil resistance. Only available on rubber base belts.	Cover offers high CoF and moderate abrasion/water/oil resistance in ambient temperatures.		Cover offers high CoF and good wear resistance.
FOOD CONTACT APPROVED	NO	NO		YES
FDA APPROVED				YES
EU REGULATIONS				

INDUSTRIES			
-------------------	---	--	---

Please contact Megadyne or your local partner distributor to obtain more information about our materials, processes, minimum quantities and delivery times.

**BLUE FDA
NEOPRENE 65**
**YELLOW
NEOPRENE R15**
**HIGH DURO
NEOPRENE R18**


See Page 13 for Important Cover Information.

SOURCE LOCATION	SPAIN	SPAIN	SPAIN
COLORS			
RAW MATERIAL	POLYCHLOROPRENE	POLYCHLOROPRENE	POLYCHLOROPRENE
HARDNESS (ShA)	63-73	35-45	70-80
COVER AND BELT COHESION METHOD	ONE SHOT CURING	ONE SHOT CURING	ONE SHOT CURING
STANDARD COVER THICKNESS RANGE (mm)	1.6 to 12	1.0 to 13	1.0 to 13
TOLERANCE COVER THICKNESS (mm)	+/- 0.3	+/- 0.3	+/- 0.3
WORKING TEMPERATURE (°C)	-35 /+105	-25 /+80	-20 /+80
COEFFICIENT OF FRICTION* (CoF)	0.80	0.65	0.60
MIN. PULLEY DIAMETER	Ø min. +TKx5(****)	Ø min. +TKx5(****)	Ø min. +TKx5(****)
WATER RESISTANCE	●●●○	●●●○	●●●○
ABRASION RESISTANCE	●●●●	●●●○	●●●○
OIL RESISTANCE**	●●●○	●●●○	●●●○
FEATURES/BENEFITS	Cover offers good resistance to weather and ozone environments. Self extinguishing. Good resistance to acid solutions. Formulated with FDA materials. Only available on rubber base belts.	Cover offers a Neoprene alternative for applications requiring better resistance to heat, oils, greases, solvents. Only available on rubber base belts.	Cover offering a high ShA, black non-marking neoprene compound. Only available on rubber base belts.
FOOD CONTACT APPROVED	YES	NO	NO
FDA APPROVED	YES		
EU REGULATIONS			
INDUSTRIES			

Please contact Megadyne or your local partner distributor to obtain more information about our materials, processes, minimum quantities and delivery times.

**50 DURO GRAY
NEOPRENE R23**

**65 DURO GRAY
NEOPRENE R24**

**HIGH DURO PINK
NEOPRENE R25**




See Page 13 for Important Cover Information.

SOURCE LOCATION	SPAIN	SPAIN	SPAIN
COLORS	●	●	●
RAW MATERIAL	POLYCHLOROPRENE	POLYCHLOROPRENE	POLYCHLOROPRENE
HARDNESS (ShA)	50-60	60-70	65-75
COVER AND BELT COHESION METHOD	ONE SHOT CURING	ONE SHOT CURING	ONE SHOT CURING
STANDARD COVER THICKNESS RANGE (mm)	1.0 to 13	1.0 to 13	1.0 to 13
TOLERANCE COVER THICKNESS (mm)	+/- 0.3	+/- 0.3	+/- 0.3
WORKING TEMPERATURE (°C)	-25 /+80	-25 /+80	-20 /+90
COEFFICIENT OF FRICTION* (CoF)	0.65	0.65	0.60
MIN. PULLEY DIAMETER	Ø min. +TKx5(****)	Ø min. +TKx5(****)	Ø min. +TKx5(****)
WATER RESISTANCE	●●●○	●●●○	●●●○
ABRASION RESISTANCE	●●●○	●●●○	●●●○
OIL RESISTANCE**	●●●○	●●●○	●●●○
FEATURES/BENEFITS	Cover offering a medium ShA, non-marking compound, good heat resistance, CoF properties and color stability. Only available on rubber base belts.	Cover offering medium ShA, non-marking compound. Formulated with FDA materials. Only available on rubber base belts.	Cover offering non-marking compound. Good friction properties and heat resistance. Only available on rubber base belts.
FOOD CONTACT APPROVED	NO	YES	NO
FDA APPROVED		YES	
EU REGULATIONS			

INDUSTRIES			
-------------------	---	--	---

Please contact Megadyne or your local partner distributor to obtain more information about our materials, processes, minimum quantities and delivery times.

**STATIC DISSIPATING
NEOPRENE ISEPO**
**LOW DURO WHITE
NEOPRENE R92**


See Page 13 for Important Cover Information.

SOURCE LOCATION	SPAIN	SPAIN
COLORS	●	●
RAW MATERIAL	POLYCHLOROPRENE	POLYCHLOROPRENE
HARDNESS (ShA)	67-77	35-45
COVER AND BELT COHESION METHOD	ONE SHOT CURING	ONE SHOT CURING
STANDARD COVER THICKNESS RANGE (mm)	1.0 to 13	1.0 to 10
TOLERANCE COVER THICKNESS (mm)	+/- 0.3	+/- 0.3
WORKING TEMPERATURE (°C)	-20 /+80	-20 /+90
COEFFICIENT OF FRICTION* (CoF)	0.60	0.65
MIN. PULLEY DIAMETER	Ø min. +TKx5(****)	Ø min. +TKx5(****)
WATER RESISTANCE	●●●○	●●●○
ABRASION RESISTANCE	●●●○	●●●○
OIL RESISTANCE**	●●●○	●●●○
FEATURES/BENEFITS	Cover used on belts requiring high conductivity. Compound exceed the ISO/ RMA classification for antistatic, static dissipating belts. Only available on rubber base belts.	Cover offers low ShA non-marking compound, offers high CoF and good wear resistance. Formulated with FDA materials. Only available on rubber base belts.
FOOD CONTACT APPROVED	NO	YES
FDA APPROVED		YES
EU REGULATIONS		


INDUSTRIES		
-------------------	--	--

Please contact Megadyne or your local partner distributor to obtain more information about our materials, processes, minimum quantities and delivery times.

EPDM

VITON™ (KFM)

HTX (SILBLUE)



See Page 13 for Important Cover Information.

SOURCE LOCATION	ITALY		SPAIN
COLORS	●		●
RAW MATERIAL	ETHYLENE-PROPYLENE-DIENE-MONOMER		SILICONE
HARDNESS (ShA)	70		64
COVER AND BELT COHESION METHOD	LAMINATION		ONE SHOT CURING
STANDARD COVER THICKNESS RANGE (mm)	2 to 5		< = 12(*)
TOLERANCE COVER THICKNESS (mm)	+/- 0.5		+/- 0.3
WORKING TEMPERATURE (°C)	-20 /+120		0 /+175
COEFFICIENT OF FRICTION*(CoF)	1.10		1.60
MIN. PULLEY DIAMETER	x 35		Ø min. +TKx5(****)
WATER RESISTANCE	●●●●		●●●●
ABRASION RESISTANCE	●○○○		●●○○
OIL RESISTANCE**	●○○○		●●●○
FEATURES/BENEFITS	Cover offers high temperature range, good chemical and aging resistance.		Cover offers high temperature and UV resistance. Non-marking compound common used in printing applications. Only available on rubber base belts.
FOOD CONTACT APPROVED	NO		NO
FDA APPROVED			
EU REGULATIONS			

INDUSTRIES			
------------	--	--	--

Please contact Megadyne or your local partner distributor to obtain more information about our materials, processes, minimum quantities and delivery times.

**70 DURO GREY
HNBR - HTG**
**LEV-HT-4
(LEVAPREN®)**


See Page 13 for Important Cover Information.

SOURCE LOCATION	SPAIN	SPAIN
COLORS	●	●
RAW MATERIAL	HNBR	EVA
HARDNESS (ShA)	66-76	69-77
COVER AND BELT COHESION METHOD	ONE SHOT CURING	ONE SHOT CURING
STANDARD COVER THICKNESS RANGE (mm)	1/10	1.0 - 10.0
TOLERANCE COVER THICKNESS (mm)	+/- 0.3	+/- 0.3
WORKING TEMPERATURE (°C)	-30 /+150	-20 /+150
COEFFICIENT OF FRICTION* (CoF)	0.55	0.62
MIN. PULLEY DIAMETER	Ø min. +TKx5(****)	Ø min. +TKx5(****)
WATER RESISTANCE	●●●○	●●●○
ABRASION RESISTANCE	●●●○	●●●○
OIL RESISTANCE**	●●●●	●●●●
FEATURES/BENEFITS	Cover offers higher temperature applications where UV resistance is needed. Only available for 8M, H and T10 belt profiles. Only available on rubber base belts.	Cover offers higher temperature applications than HNBR and even better oil resistance.
FOOD CONTACT APPROVED	NO	YES
FDA APPROVED		
EU REGULATIONS		


INDUSTRIES		
-------------------	--	--

Please contact Megadyne or your local partner distributor to obtain more information about our materials, processes, minimum quantities and delivery times.

NFB/NFT




TT60

CHROME LEATHER



See Page 13 for Important Cover Information.


SOURCE LOCATION	ITALY	ITALY	ITALY, USA
COLORS	● (antistatic)	● ●	●
RAW MATERIAL	NYLON FABRIC	FELT	LEATHER
HARDNESS (ShA)	—	55	65
COVER AND BELT COHESION METHOD	CO-EXTRUSION - LAMINATION	LAMINATION	LAMINATION
STANDARD COVER THICKNESS RANGE (mm)	0.15 - 0.6	2	2 to 3
TOLERANCE COVER THICKNESS (mm)	—	+/- 1.0	+/- 0.5
WORKING TEMPERATURE (°C)	-20 /+80	-10 /+120	0 /+60
COEFFICIENT OF FRICTION* (CoF)	0.25	0.40	0.40
MIN. PULLEY DIAMETER	According to the belt FEATURES	120 mm	x 50
WATER RESISTANCE	●●●○	●○○○	●●●○
ABRASION RESISTANCE	●●○○	●●●●	●●●○
OIL RESISTANCE**	●●○○	●●○○	●●●○
FEATURES/BENEFITS	NFT/NFB offers low friction for accumulation as well as low noise benefits and is usually applied Co-extrusion on base belts. In this case the min. pulley diameters indicated for each belt type and pitch are valid. Antistatic version available.	Antistatic cover provides a soft, non-marking, and good oil resistance surface for moving sharp, oily surface parts. Works well downline in complement to Kevlar® for higher temperature conveying.	Cover has a roughened surface that offers very good oil / grease resistance and good cut resistance for moving sharp oily parts.
FOOD CONTACT APPROVED	NO	NO	NO
FDA APPROVED			
EU REGULATIONS			

INDUSTRIES			
-------------------	---	--	---

Please contact Megadyne or your local partner distributor to obtain more information about our materials, processes, minimum quantities and delivery times.

SILICONE

KEVLAR® FELT



See Page 13 for Important Cover Information.

SOURCE LOCATION	ITALY, USA	ITALY, USA
COLORS	● ● ● ● ● ●	●
RAW MATERIAL	SILICONE	ARAMID
HARDNESS (ShA)	25 to 70	—
COVER AND BELT COHESION METHOD	—	LAMINATION
STANDARD COVER THICKNESS RANGE (mm)	0.5 to 10	6/8
TOLERANCE COVER THICKNESS (mm)	+/- 0.3	+/- 1.0
WORKING TEMPERATURE (°C)	-40 /+230 ^A	-20 /+450
COEFFICIENT OF FRICTION* (CoF)	Values upon request	Values upon request
MIN. PULLEY DIAMETER	x 20	—
WATER RESISTANCE	● ● ● ○	● ○ ○ ○
ABRASION RESISTANCE	● ○ ○ ○	● ● ● ○
OIL RESISTANCE**	● ● ● ○	● ○ ○ ○
FEATURES/BENEFITS	Cover offers high temperature resistance, excellent grip and ease of product release, making clean-up of materials like adhesives easy. Formulated with FDA materials.	Excellent heat resistance for high temperature applications such as aluminum extrusion
FOOD CONTACT APPROVED	YES	NO
FDA APPROVED	YES	
EU REGULATIONS	YES	

INDUSTRIES		
-------------------	--	--

^ATemperature resistance depends on silicone type.

Please contact Megadyne or your local partner distributor to obtain more information about our materials, processes, minimum quantities and delivery times.

Choosing the right belt cover for a new application, requires a thorough understanding of the belt requirement and the environment in which the belt will operate. Reviewing the questions below will help guide you through the process. If desired, please copy this page, scan and send to your sales contact.

Belt Finish			
Width:	Pitch:	Lenght:	Quantity:
Belt Type			
<input type="checkbox"/> ML Joined Endless	<input type="checkbox"/> PPJ - Pin Joint	<input type="checkbox"/> ML Open Ended	<input type="checkbox"/> ML Belt Clamp Used
<input type="checkbox"/> MFX Flex Type	<input type="checkbox"/> MP Molded Endless	<input type="checkbox"/> Neoprene Endless Molded	
<input type="checkbox"/> Others			
Application			
Is the product to be moved on a horizontal, vertical or inclined plane?			
<input type="checkbox"/> Conveyor	<input type="checkbox"/> VFFS or FFS	<input type="checkbox"/> Cable Puller	<input type="checkbox"/> Capping
<input type="checkbox"/> Vacuum	<input type="checkbox"/> Polishing	<input type="checkbox"/> Food	
<input type="checkbox"/> Others			
Conveyor speed:	m/s	Max. acceleration/deceleration	m/s ²
Material to be conveyed:			
Weight of load on the belt: kg			
Material of belt Guidance/friction partner:			
Does the belt run in			
<input type="checkbox"/> one direction only		<input type="checkbox"/> bi-directionally?	
Number of Pulleys:	Diameter of Pulleys:	Counter flexion Diameter:	
Material of Pulleys:	Omega drive: yes/no		
What best describes the cover need?			
<input type="checkbox"/> High friction	<input type="checkbox"/> Low friction	<input type="checkbox"/> Easy of release	<input type="checkbox"/> Shock Absorption
<input type="checkbox"/> Compressibility	<input type="checkbox"/> Others		
Does the cover require a specific thickness?			
Does the cover have a min/max thickness tolerance?			
Does the belt have contact with water?			
If yes	<input type="checkbox"/> Bath	<input type="checkbox"/> Humidity	
Does the belt have contact with salts, lactic acids, oils, UV radiation or Abrasive materials like sand/dust/crystals?			
If yes please add kind of contacts and/or material:			

Products Example Gallery



Coating Silicone and Neoprene

Megadyne has developed state of the art processes for applying silicone and neoprene to synchronous and non-synchronous belts and fabrics. Ongoing investments in automation with a strategic focus on process controls and high quality repeatability have been made. Through continuous material feed, increased speeds, line efficiency and operator engagement with screen panel controls, we are able to maintain extremely tight manufacturing tolerances and high quality standards.

Coated belts are commonly used in product handling applications where environmental or special handling features are needed. Additionally, a thin coating on certain substrates allow for the finished product to offer good flexibility, enabling the belt to be used on low profile conveyors where designs such as knife edge pulleys are common.


FDA Silicone allows the use of our product in applications such as hygienic goods and medical related parts and components. Silicone is an excellent cover material where the use of glues and adhesives are present in product manufacturing and require easy release and clean up. Silicone also has excellent heat resistance making it an ideal solution for applications in high heat environments.


Neoprene rubber can be formulated to provide good chemical and wear resistance, anti-static features and self-extinguishing (UL94V) non-flammable properties for use in precision conveying applications. Our neoprene rubber covers can be applied to various substrates.

Both Silicone and Neoprene coated products can be further customized with modifications such as holes and slots to meet application needs such as vacuum draw.


MATERIAL	RTV SILICONE	NEOPRENE
Hardness (ShA)	Standard: 40, 70 Capable Range: 25-70	55
Colors		
Thickness Range (mm)	1-10	0.5-1
Working Temp Range °F (°C)	-40/+446 (-40/+230)	-4/+248 (-20/+120)
Abrasion Resistance	Good	Very Good
Oil Resistance	Poor	Good
Food Contact Approved	YES*	–
Rubber Timing Belts	YES	YES
Molded PU Timing Belts	YES	YES
Open End TPU Timing Belts	YES	YES
Truly Endless Flex TPU Belts	YES	YES
Rubber Multi-Rib V- Belts	YES	YES
Urethane Multi-Rib V-Belts	YES	YES
Rubber Banded V-Belts	YES	YES
Rubber Flat Belts	YES	YES
Woven & Knitted Polyester	YES	YES
Woven Kevlar®	YES	YES
Engineered Belts	YES	–
Foams	YES	–

* = Contact Megadyne for Details
Kevlar® is a registered trademark of DuPont






Silicone coated fabric with holes and slots



Silicone coated foam on Megapower substrate



Silicone coated timing belt



Neoprene coated fabric



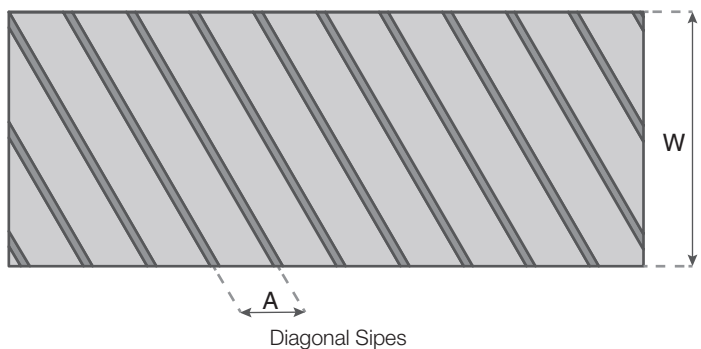
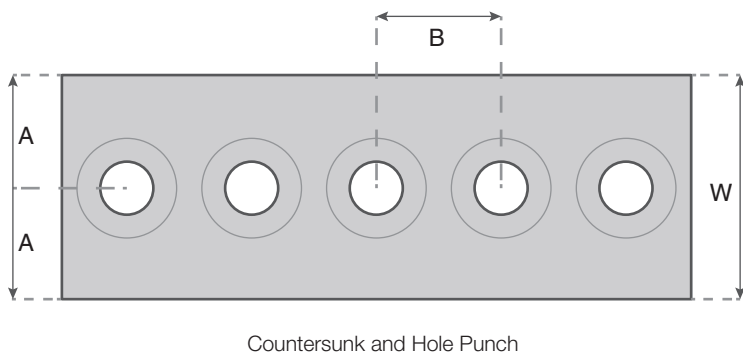
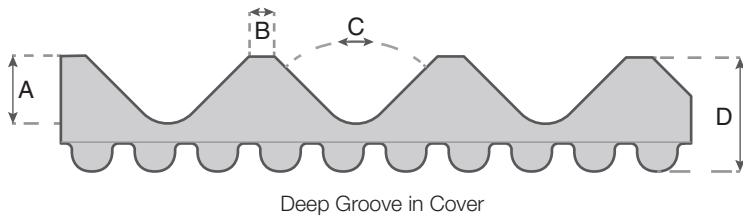
Modifications

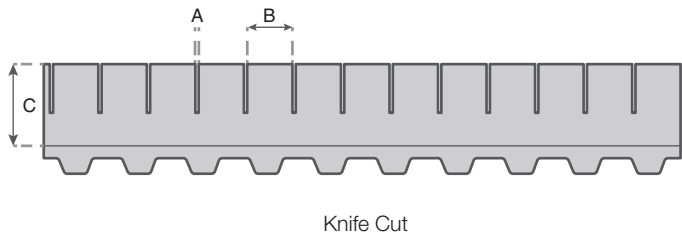
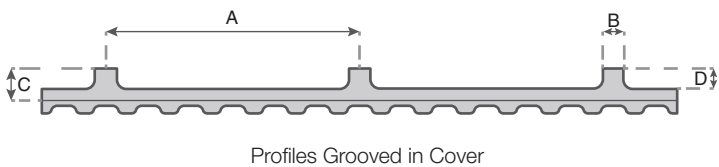

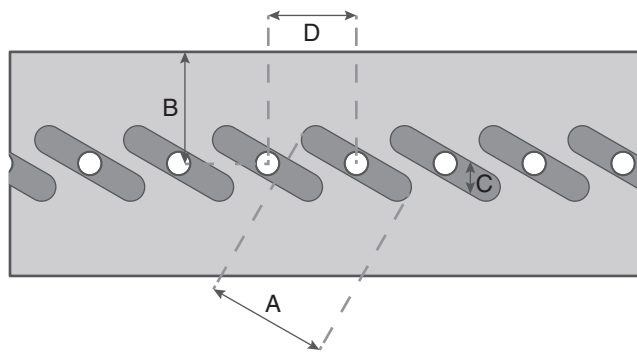
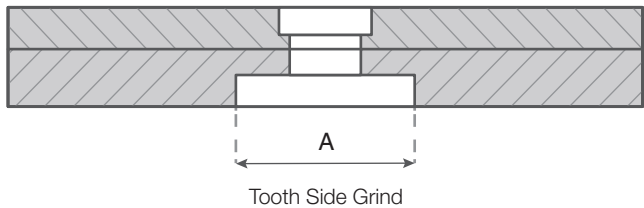

CUSTOM COVER MODIFICATIONS

Process enhancements, skilled personnel and ongoing capital equipment investments enable Megadyne to stay at the forefront of new design developments and solution delivery to customers across the wide spectrum of industries we serve. Let a Megadyne Technical Sales Representative or Application Engineer create the right belt to deliver optimum performance for your application.

In addition to materials and process selection of the base belt, Megadyne can fully customize our belts with the following machined modifications:

- Custom shapes
- Grinding
- Notching/Knife Cut
- Fabric added to the toothside of belt
- Vacuum Countersinks
- Holes/Perforations
- Pockets
- Slots
- Saw Tooth
- Grooves
- Water Cut





CLEATS

Cleats, also known as flights or profiles, are practical additions to urethane belts to assist in applications where product separation, sortation, actuation or pushing. Cleated timing belts are commonly found in application areas where pick and place must be timed for production line accuracy.



For Megalineer and Megaflex TPU belts, we weld the cleat to the matching material substrate using vibration welding or infrared welding technology – all dependent on quantities and cleat design complexity. In some cases, cleats can be chemically bonded.

LOOKING FOR CUSTOM CLEATS?

If you require a unique shape cleat for your specific product application, we can help. Contact our team for more information.





MEGALINEAR and MEGAFLEX timing belts can be customised with profiles welded, casted out of a mould or even grinded from overthickness on the backside of the belt.

All cleats, whether injection moulded or CNC machined are made with high-quality thermoplastic polyurethane.

Cleat Design is determined by the application requirements of the cleat and the size of the product required. Using our flexible production capabilities, Megadyne can design any cleat shape to meet the specific requirements of the customer:

- CNC machined from thermoplastic PU sheet or grinded out of overthickness
- Injection moulded or casted which are manufactured in our own tool building facilities to guarantee fast service.

The cleats are attached by using high frequency vibration, high friction, hot blade and infrared welding or even chemical bonding. When made by grinding or casting, the cleats are homogenous with the belt body.

CLEAT MATERIALS FOR THERMOPLASTIC BELTS

Our standard cleat is made with 92° ShA white polyurethane. This material is also used to produce MEGALINEAR and MEGAFLEX timing belt.



Cleats can also be supplied in different durometers and in alternative urethane colours. In applications where a hard and wear resistant cleat is required, a harder durometer like 96 ShA can be provided. Additionally, Megadyne can mould glass fibre reinforced polyurethane.

In addition to our standard 92 ShA or harder 96 ShA urethane, Megadyne can provide EU Food compliant, FDA compliant blue or transparent polyurethane for the food and pharmaceutical industry with a hardness of 85 ShA. Blue cleats made with the same FDA material as our blue belt are available to ensure materials compatibility for use in food applications.

Selection of the cleat material can be also dependant on the environment temperature (at low ambient temperatures low hardness is recommended). In general, individual cleat colours deviating from the standard can be produced according to indicated RAL number and under consideration of a min. quantity.

Cleats can be covered by fabrics or made with dual material, like elastomers with metal inserts.

Cleats can be also reworked mechanically out of homogenous belt body. This is especially for high quantity of cleats with a low pitch distance a very effective way to manufacture cleated belts. As this kind of process is made out of belts produced in overthickness the cleat height is limited and depends on the belt type & pitch.



CLEAT MATERIALS FOR THERMOPLASTIC BELTS

For Megapower PU belts, cleats are cast in homogeneous fashion as the timing belt is molded. For this, special tooling is needed. Quantity is a critical factor in determining if this process is right for you. The hardness of the base belt and the cleat is for this kind of manufacturing the same and depends on the selected Thermoset PU.

This kind of processing allows a more accurate tolerance of the cleat position and allows even blind holes in cross direction without an additional reworking.

DIMENSIONAL TOLERANCES

The dimensional accuracy of injection-moulded cleats depends on the shrinking behaviour of the selected polyurethane and the size and shape of the cleat.

- Injection-moulded cleats have a general tolerance of up to ± 0.3 mm.
- Mechanically processed cleats have a general dimension tolerance of up to ± 0.5 mm.
- Smaller tolerances can be achieved depending on the cleat material and must be requested case by case

METHODS USED TO WELD CLEATS (HIGH FREQUENCY, INFRARED & HOT BLADE)

Depending on the shape and quantity of cleats to be welded, thermoplastic cleats can be welded using one of several options. When heating the cleat and base belt, polyurethane melts and creates a bead around the welding point. To avoid any negative impact of this bead on the transport side it will be cleaned accordingly to secure the precise positioning of the transport goods.

In some specific cases, a suitable tool is needed to fully remove the welding bead. The cleaning of welding beads on cleats with glass-fibre reinforcement should be avoided in general. Additional to the bead the welded cleat loses height during the welding process. This height loss is called burn-off and is taken into consideration during cleat design and production.

COLD WELDING (CHEMICAL BONDING)


During chemical bonding, the thermoplastic polyurethane cleat is permanently connected with the thermoplastic polyurethane base belt. Chemical bonding is preferably used for flat, round and thin-walled cleats, as in contrary to the hot welding no material melts off, no welding beads and no burn-off occurs. Glass-fibre reinforced polyurethanes cannot be chemically bonded.

SPECIAL CLEAT DESIGNS

Megadyne can use components made from food contact approved conveyor belts as cleats, applied with high-frequency technology to TPU timing belt. This hybrid construction is perfect for food applications, such as fruit conveying.



MEGAC4T & False Teeth



**A Special Solution is
Becoming Standard!!!**


MEGAC4T

The fastening system of the exchangeable profile in the tooth of the belt allows a quick assembly and makes the belt extremely versatile — the same belt can be equipped with different profiles for individually transported goods without de-installation. The highly variable profile pitch will standardize any application.

FALSE TEETH:

Our False Tooth product is designed to provide an easy mechanical attachment option for placement of cleats and other profiles and shapes to H, AT10 and AT20 pitches. False teeth can be added to Megalineer open end, Megaflex truly endless thermoplastic and Megapower urethane timing belts.

False teeth with mechanical attachments can be used to offer flexibility of adjustment and positioning in applications where sortation, actuation and product separation are needed such as in pick and place systems, inserting and cartoning machines found in the packaging industry. Megadyne's false tooth attachments provide a method to reposition or replace broken cleats without the need to replace belts, thus saving time and money.



Additionally, False Teeth used to mount mechanical attachments can be a solution in applications where the forces placed against conventional weld-on cleats are too high and not robust enough to withstand the loads placed on them, which can lead to pull-off failure.

Megadyne standard false tooth material is AISI 304 Stainless steel. Contact Megadyne to discuss other material options.

ADVANTAGES OF MEGADYNE FALSE TEETH:

- Easy installation and removal of cleats
- Precise profile positioning
- Cost reduction in assembly and maintenance:
 - No removal of belt needed to replace cleats
- Different cleat materials can be used
- Stainless steel false teeth suitable for food & pharmaceutical industry
- Available with NFT/NFB, FDA Urethane and with steel aramid or stainless steel cords. Self tracking belts can also be provided.

AVAILABLE ON FOLLOWING BELTS:

Pitch and Width	Hole Spacing (mm)	# of Holes	Diameter of Hole (mm)	Post Thread Size
H50	25	2	6 +/-0.3	M4
25AT10	12 +/-0.2	2	6 +/-0.3	M4
32AT10	20 +/-0.2	2	6 +/-0.3	M4
50AT10	25 +/-0.2	2	6 +/-0.3	M4
75AT10	25 +/-0.2	3	6 +/-0.3	M4
100AT10	25 +/-0.2	4	6 +/-0.3	M4
25AT20	-	1	7.5 +/-0.3	M5
32AT20	20 +/-0.2	2	7.5 +/-0.3	M5
50AT20	25 +/-0.2	2	7.5 +/-0.3	M5
75AT20	25 +/-0.2	3	7.5 +/-0.3	M5
100AT20	25 +/-0.2	4	7.5 +/-0.3	M5

Progressive Pin Joint System (PPJ)

Megadyne's Progressive Pin Joint (PPJ) system provides a simple, reliable method of placing a timing belt on an application without the need to tear apart the conveyor or join the belt endless on line. PPJ is a perfect option for parallel path belts where the load being moved is spread across several belts. Installation and replacement of belts is fast, simple and cost saving.

PPJ is available for the following belt types:

PPJ AVAILABILITY			
BELT TYPE	WIDTH (mm)	BELT TYPE	WIDTH (mm)
T10/AT10	25	T20/AT20/ATG20	75
TG10 K6	25	MTD8/RPP8	20
T10/AT10	32	MTD8/RPP8	30
T10/AT10	50	MTD8/RPP8	50
T10/AT10	75	MTD8/RPP8	85
T10/AT10	100	MTD8/RPP8	100
TG10/ATG10	50	MTD14	55
T20/AT20	32	MTD14	85
T20/AT20	50	H075	19.05 (0.75 in)
HG150	38.1 (1.5 in)	H100	25.4 (1 in)
HG200	50.8 (2 in)	H200	50.8 (2 in)


For different widths please consult Megadyne.

AVAILABLE PITCHES AND STEEL CORD TYPES

Standard	High Flex	Stainless
T10, AT10, TG10 ATG10, T20 AT20, MTD8, RPP8	T10, AT10 T20, AT20	T10, AT10 TG10, ATG10, MTD14

If Kevlar® cords are required please consult Megadyne.


AVAILABLE COVERS ON PPJ BELTS



NFT/NFB




AVAFC 60/70/85




APL RED



FISHBONE






RIBBED



SUPERGRIP
PETROL

Contact Megadyne to discuss other cover material options.




Engineered Belts

Megadyne offers several advanced engineered elastomers and processes to produce high precision belts for applications within packaging, business machines, aerospace and medical applications.


These elastomers offer performance benefits ranging from high temperature resistance to outstanding flex fatigue to electrical insulation.

Elastomers within this class can be spun cast, molded, wrapped or ultrasonically welded to deliver the performance needed in the toughest applications.



Material	FILM ULTRASONIC WELDING		SPIN CASTING			VULCANIZATION
	Mylar®	Kapton®	Hytrel®	Urethane	Silicone	Reinforced Silicone
Hardness (Shore A)	N/A	N/A	30/40/50/60/70	60/80	55	40
Colors	○	●	●	● ● ● ● ●	●	● ● ●
Thickness Range	0.003-0.014"	0.001-0.005"	0.010 to 0.040"	0.020 to 0.125"	0.5 to 12 mm	1 mm
Working Temp Range °F (°C)	-94/+320 (-70 /+160)	-148/+716 (-100 /+380)	-40/+212 (-40 /+100)	-4/+176 (-20 /+80)	-40/+446 (-40 /+230)	-40/+446 (-40 /+230)
Water Resistance	Good	Good	Good	Good	Good	Good
Abrasion Resistance	Very Good	Very Good	Good	Good	Poor	Poor
OIL RESISTANCE**	Good	Very Good	Very Good	Good	Poor	Poor
FOOD CONTACT APPROVED	Yes	Yes	No	No	Contact Customer Support	
Other Benefits	Electrical Insulation	UL94 VO Fire Rating	High Flex Fatigue Resistance	Hydrolytic Stability	Low CoF	Heat/Cold Resistance

Mylar®, Kapton® and Hytrel® are registered trademarks of DuPont



Perforations



Urethane with tracking guide



Truly endless Kapton®



Truly endless Hytrel®




Truly endless Silicone



Reinforced Silicone with guide



Foam



Truly endless Hytrel® coated with Silicone



Truly endless Urethane with tabs










Truly endless dual durometer Urethane and Natural Rubber


Hybrid Belts

Hybrid belts deliver synchronization and conveying in one belt design. Starting with conveyor belts, we add extruded timing belts to provide precise positioning and accurate tracking. We have successfully implemented the Hybrid solution in several markets & industry sections, which allows us to enlarge our product portfolio.


Hybrid, Hybrid Plus and Hybrid Pro belts are available with polyurethane or silicone covers and available with the following urethane belt pitches- H, T5, T10, MTD5, MTD8M, STD8M, T20, T5 BLUE FC, T10 BLUE FC, AT5, AT10, and AT20 with a base surface of Fabric and Elastoflex. Additionally, with the high variation and flexibility of our Synthetic and Conveyor portfolio and with the enormous reworking capabilities such as hole perforating and cleat & rope welding we have the perfect solution for any type of application.

Type	Hybrid	Hybrid Plus	Hybrid Pro Plus
			
Conveyor belt	PUCON, SILCON, FABCON, ELASTOFLEX	PUCON, SILCON, FABCON, ELASTOFLEX	PUCON, SILCON, FABCON, ELASTOFLEX
Conveyor belt fabric	Rigid, Light Rigid and Flexible Polyester	Rigid, Light Rigid and Flexible Polyester	Rigid, Light Rigid and Flexible Polyester
Megalinear Belt type and pitch	H, T5, T10, MTD5, MTD8M, STD8M, T20, T5 BLUE FC, T10 BLUE FC, AT5, AT10, AT20	H, T5, T10, MTD5, MTD8M, STD8M, T20, T5 BLUE FC, T10 BLUE FC, AT5, AT10, AT20	QST5, QST8, QST14
Megalinear cord types	Kevlar®, No cord	Kevlar®, No cord	No cord
Megalinear durometer/color	92A 	92A 	92A 
Megalinear NFT	Yes	Yes	Yes
# of Megalinear belts	One-centered, belt bottom	Two or more as per customer design	Two, belt edges
Max Belt width (mm)	1000	2000	2000
Advantages	<ul style="list-style-type: none"> Driven speeds up to 500M/min. Precision positioning Energy savings Enables compact conveyor designs Low noise level 		
Industries			

MAIN MODIFICATION AND SPECIAL REWORKING



Perforation & Holes



Silicone Coated with Perforations








Cleats

Hybrid Vacuum is a unique design where synchronization, and an open mesh (used for drainage or vacuum), are combined into one belt design.

SPIRAFLEX

Spiraflex grid conveyor belts are used in diaper manufacturing and to produce other hygienic products as-well-as the transportation of fresh pasta and licorice. In the Food Industry, Spiraflex can replace traditional metal wire mesh conveyor belts. In the case of conveying fresh pasta or dough, Spiraflex allows the steam sprayed by the machinery inside a tunnel, to eliminate the residual flour of the product. In the case of licorice transport, Spiraflex resists steam used to get a glossy finish on the surface of product.

Type	Hybrid Vacuum	Spiraflex
		
Conveyor belt	Polyester open mesh with PUCON	Spiraflex
Conveyor belt fabric	Rigid polyester	Polyester with reinforced edges
Megalinear Belt type and pitch	H, T5, T10, MTD5, MTD8M, STD8M, T20, T5 BLUE FC, T10 BLUE FC, AT5, AT10, AT20	
Megalinear cord types	Kevlar®, No cord	
Megalinear durometer/ color	92A <input type="radio"/> <input checked="" type="radio"/>	<input type="radio"/> <input checked="" type="radio"/> <input type="radio"/>
Megalinear NFT	Yes	
# of Megalinear belts	Two, belt edges	
Max Belt width (mm)	2000	2000
Advantages	<ul style="list-style-type: none"> • Driven speeds up to 500M/min. • Precision positioning • Energy savings • Enables compact conveyor designs • Open mesh allows vacuum or drainage 	<ul style="list-style-type: none"> • Excellent suction properties • Customization • Low weight
Industries		



The data and information contained in the present catalogue are updated to the date of the catalogue's printing. Ammega Italia S.p.A. reserves the right to modify the specifications, performances and other information relating to the belts described in the present catalogue, at any time at its own discretion, without any prior notice.

For updating refer to our website www.megadynegroup.com.

Technical specifications, performances and other information provided in the present catalogue are indicative and do not bound Ammega Italia S.p.A. unless such specifications, performances or other information are expressly agreed in the agreement with the customer.

We also recommend to read carefully the following documents on our web site www.megadynegroup.com:

- Ammega Italia S.p.A. General Conditions of Sale (comprising the warranty)
- Theoretical Belt Life
- Drive Components: Storage, Installation, Maintenance and Troubleshooting Handbook
- Belts standard use condition and temperature.

Copyright Notice: Ammega Italia S.p.A. copyright. All rights reserved.

Ammega Italia S.p.A. is and shall remain the owner of all rights on drawings, technical specifications and any other information contained in the present catalogue or otherwise communicated by Ammega Italia S.p.A. to the customer.

The customer shall not disclose such information to third parties or use such information for purposes different from the definition of the order to Ammega Italia S.p.A., unless upon prior written authorization of Ammega Italia S.p.A..



MEGADYNE S.p.A.
ITALY - MATHI

AUSTRALIA

Victoria
Phone +61 (03) 8780 6030
au-ptsales@ammega.com

BRASIL

Sorocaba
Phone +55 15 2101 7700
Info.br@megadynegroup.com

CANADA

Edmonton
Phone +1 780 461 4400
Info.ca@megadynegroup.com

Montreal

Phone +1 514 695 1313
Info.ca@megadynegroup.com

Toronto

Phone +1 905 602 4400
Info.ca@megadynegroup.com

CHINA

Foshan
Phone +86 757 8381 5530
info.cn@megadynegroup.com

Ningbo*

Phone +86 574 8650 5008
info.cn@megadynegroup.com

Phone +86 574 8833 4378
sales@challengept.com

Qingdao*

Phone +86 532 8658 0951
info.cn@megadynegroup.com

Shanghai

Phone +86 21 5447 1473
info.cn@megadynegroup.com

COLOMBIA

Bogotá
Phone + 57 601 390 4325
Info.co@megadynegroup.com

Cartagena

Phone + 57 605 693 2591
Info.co@megadynegroup.com

Mosquera – Cundinamarca

Phone +57 601 893 9890
info.co@megadynegroup.com

Cali

Phone +57 602 387 5945
info.co@megadynegroup.com

CZECH REPUBLIC

Prague
Phone +420 603 461 892
Info.cz@megadynegroup.com

FRANCE

Paris
Phone +33 1 6079 8200
info.fr@megadynegroup.com

GERMANY

Borchen
Phone +49 5251 8735 0
info.de@megadynegroup.com

HUNGARY

Budapest
Phone +36 23 428 628
info.hu@megadynegroup.com

INDIA

Chennai*
Phone +91 98841 81175
info.in@megadynegroup.com

IRELAND

Dublin
Phone +353 1 456 6311
ireland@challengept.com

ISRAEL

Caesarea
Phone +972 4 637 1485
info.il@megadynegroup.com

ITALY

Turin*
Phone +39 011 926 8052
info@megadynegroup.com

Pescara*

Phone +39 085 9700547
info.it@megadynegroup.com

Venice

Phone +39 041 929 367
info.it@megadynegroup.com

JAPAN

Nagoya
Phone +81 52 433 7400
info.jp@megadynegroup.com

MALAYSIA

Phone +60 380 618 849
info.my@megadynegroup.com

MEXICO

Mexico C.P.
Phone +52 55 5587 3680
info.mx@megadynegroup.com

PERU

Lima
Phone + 51 1 713 0069
info.pe@megadynegroup.com

POLAND

Bielsko Biala
Phone + 48 32 447 7179
info.pl@megadynegroup.com

Bydgoszcz*

info.pl@megadynegroup.com

SINGAPORE

Singapore
Phone +65 62739767
Info.sg@megadynegroup.com

SOUTH AFRICA

Johannesburg
Phone + 27 (0) 12 661 1652
info.za@megadynegroup.com
Phone + 27 (0) 11 3976115
sasales@challengept.com

Cape Town

Phone +27 (0)21 9820772
info.za@megadynegroup.com

SOUTH KOREA

Gyeonggi-do
Phone +82 314483613-7
Info.kr@megadynegroup.com

SPAIN

Vilanova*
Phone +34 93 811 5450
info.es@megadynegroup.com

SWEDEN

Kristianstad
Phone +46 10 1309600
info.se@megadynegroup.com

THAILAND

Bangkok
Phone +66 2 902260413
info.th@megadynegroup.com

TURKEY

Izmir
Phone +90 232 877 07 00
info.tr@megadynegroup.com

U.K.

Birmingham
Phone +44 1384 215 021
info.uk@megadynegroup.com

Wolverhampton

Phone +44 (0) 1902 866116
uksales@challengept.com

VIETNAM

Phone +84 28 3765 6205
info.vn@megadynegroup.com

U.S.A

California
Phone +1 323 265 8061
info.us@megadynegroup.com

Florida

Phone +1 813 241 4111
info.us@megadynegroup.com

Georgia*

info.us@megadynegroup.com

Illinois

Phone +1 630 752 0600
info.us@megadynegroup.com

New Jersey Americas HQ

Phone +1 973 227 4904
info.us@megadynegroup.com

North Carolina*

Phone +1 704 583 5388
info.us@megadynegroup.com

Oregon

Phone +1 503 231 7224
info.us@megadynegroup.com

Texas

Phone +1 972 438 6992
info.us@megadynegroup.com

*** Manufacturing locations****GENERAL CONTACT INFORMATION**

MEGADYNE
Via S. Lucia, 114
10075 Mathi (Torino)

Phone +39 011 926 8052
info@megadynegroup.com

ammega.com