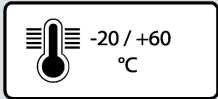


BLACK RUBBER WHEELS WITH PRESSED STEEL DISCS



Description

Tyre: black standard rubber, hardness 80 Shore A.

Centre: electrolytically galvanised steel plate, made of two riveted discs.

Hub with polyamide self-lubricating plain bore.

Cylindrical roller bearing hub in plastic cage.

HAJTASTECHNIKA hu

Uses

Suitable for trolleys with light-duty loads, also in the presence of obstacles and for indoor-outdoor use.

Examples of recommended applications: tool trolleys, trolleys for industrial indoor handling, small mobile scaffoldings, waste bin containers.

Environments of use

Suitable for industrial and institutional environments, also in presence of humidity and oils. Not suitable in presence of aggressive chemical agents.

WEAK ACIDS	
STRONG ACIDS	
WATER	
ALCOHOL	

WEAK BASES	
STRONG BASES	
HYDROCARBONS	
SOLVENTS	

For information on the compatibility of the component wheel materials with specific aggressive chemical substances, see table at page 40.



Floors

Suitable for all types of floors, even outdoors.

They easily overcome obstacles, do not damage fragile floors, but they may mark the floor.



Force required to push or tow a wheel

 	50 kg	100 kg	150 kg	200 kg	250 kg	300 kg
80 mm	5	---	---	---	---	---
100 mm	3	---	---	---	---	---
125 mm	2.5	6	---	---	---	---
140 mm	2.2	5.5	9	---	---	---
150 mm	2	5	8	---	---	---
160 mm	1.5	3.5	7.5	---	---	---
180 mm	1	3	6.1	---	---	---
200 mm	1	3	5.5	8.5	---	---
225 mm	< 1	2.1	4.8	7.5	11	---
250 mm	< 1	2	4	6	9	12
280 mm	< 1	2	3.5	5	7	9

For each load and diameter, the table indicates the force (in daN) needed to push or tow a single wheel at the constant speed of 4 km/h on smooth flooring. For manual handling of a 4-wheeled trolley we recommend diameters that have values < 5 daN, for frequent handling we recommend diameters with values < 3 daN.

HAJTASTECHNIKA hu

Fittings with brackets



Light-duty brackets SL

Maximum carrying capacity 130 daN - available diameters 80-125 mm
Top plate and bolt hole fittings. Available with front brake.



Standard-duty brackets NL


Maximum carrying capacity 390 daN - available diameters 80-280 mm
Top plate, bolt hole and solid stem fittings. Available with front brake.

Options available to order:

The series 53 wheels are also available with assembled thread guards. To order them add the "PF" suffix to the product code. To order loose thread guards see the Accessories section.












Wheel with conductive rubber tread (roller bearing hub only, see p. 304)












**BLACK RUBBER WHEELS
WITH PRESSED STEEL DISCS**



																		
mm	mm	kg	CODE	mm	mm	daN	daN	daN										
80	25	0.17	531121	12	39	260	50	65										
100	30	0.28	531122	12	44	300	75	80										
100	30	0.25	531132	12	39	300	75	80										
125	37.5	0.51	531103	15	44	330	85	130										
125	37.5	0.44	531133	12	39	330	85	130										
140	37.5	0.64	531104	15	44	340	95	150										
150	40	0.73	531111	15	44	350	100	170										
160	40	1.00	531110	20	58	370	120	180										
180	45	1.33	531105	20	58	390	130	200										
200	50	1.75	531106	20	58	410	140	230										
200	50	1.74	531206	25	58	410	140	230										
225	50	2.16	531107	20	58	420	160	250										
250	60	3.24	531108	25	73	500	175	300										
280	60	3.92	531109	25	73	550	200	390										



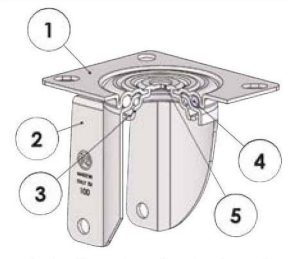
																		
mm	mm	kg	CODE	mm	mm	daN	daN	daN										
80	25	0.19	533121	12	39	260	50	65										
100	30	0.31	533122	12	44	300	75	80										
125	37.5	0.54	533103	15	44	330	85	130										
140	37.5	0.66	533104	15	44	340	95	150										
150	40	0.76	533111	15	44	350	100	170										
160	40	1.07	533110	20	58	370	120	180										
180	45	1.39	533105	20	58	390	130	200										
200	50	1.81	533106	20	58	410	140	230										
200	50	1.78	533206	25	58	410	140	230										
225	50	2.42	533107	20	58	420	160	250										
250	60	3.14	533108	25	73	500	175	300										
280	60	3.84	533109	25	73	550	200	390										

Options available to order:



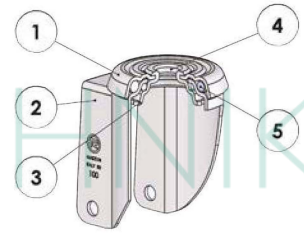
Wheel with conductive rubber tread (roller bearing hub only, see p. 304)

Light-duty brackets SL - max carrying capacity 130 daN



- 1) Plate in electrolytically galvanised printed steel plate
 - 2) Fork in electrolytically galvanised printed steel plate
 - 3) Ball Race Ring in electrolytically galvanised printed steel plate
 - 4) Swivel actions: on two ball race rings lubricated with grease
 - 5) Bracket closing king pin integrated with ball race ring
- Available with total front foot brake

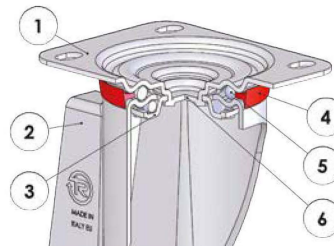
mm	mm	kg	CODE	kg	CODE	kg	CODE	mm	mm	mm	mm	mm	mm	mm	mm	daN
80	25	0.51	535801	0.50	536001	0.63	536301	110	95x80	100x85	80x60	8.8	33	120	65	
100	30	0.60	535802	0.59	536002	0.74	536302	127	95x80	100x85	80x60	8.8	29	120	80	
125	37.5	0.87	535803	0.85	536003	0.98	536303	154	95x80	100x85	80x60	8.8	32	120	130	



- 1) Plate in electrolytically galvanised printed steel plate
 - 2) Fork in electrolytically galvanised printed steel plate
 - 3) Ball Race Ring in electrolytically galvanised printed steel plate
 - 4) Bracket closing king pin integrated with ball race ring
 - 5) Swivel actions: on two ball race rings lubricated with grease
- Available with total front foot brake

mm	mm	kg	CODE	kg	CODE	mm	mm	mm	mm	mm	daN
80	25	0.46	536101	0.56	536201	110	63	12	33	120	65
100	30	0.55	536102	0.66	536202	127	63	12	29	120	80
125	37.5	0.81	536103	0.91	536203	154	63	12	32	120	130

Standard-duty brackets NL - max carrying capacity 390 daN



- 1) Plate: electrolytically galvanised steel plate
 - 2) Fork: electrolytically galvanised steel plate
 - 3) Ball race ring: electrolytically galvanised steel plate
 - 4) Dust seal: orange polyethylene
 - 5) Swivel actions: double ball ring with grease lubrication
 - 6) King pin: integrated with the plate and cold-riveted
- Available with total front foot brake

Wheel		Bracket		Wheel		Bracket		Wheel		Bracket		Wheel		Bracket		daN
mm	mm	kg	CODE	kg	CODE	kg	CODE	mm	mm	mm	mm	mm	mm	mm	mm	4 km/h
80	25	0.69	535001	0.49	535701	0.87	535401	107	100x85	80x60	9	37	120	65		
100	30	0.82	535002	0.62	535702	1.00	535402	128	100x85	80x60	9	35	120	80		
125	37.5	1.18	535003	0.92	535703	1.30	535403	156	100x85	80x60	9	37	120	130		
140	37.5	1.27	535004	1.09	535704	1.46	535404	177	100x85	80x60	9	34	120	150		
150	40	1.40	535011	1.22	535711	1.57	535411	182	100x85	80x60	9	34	120	170		
160B	40	1.75	535012	1.55	535712			187	100x85	80x60	9	50	156	180		
160	40	2.44	535010	2.07	535710	2.69	535410	199	140x110	105x80	11	56	156	180		
180	45	2.78	535005	2.49	535705	3.07	535405	219	140x110	105x80	11	56	156	200		
200	50	3.25	535006	2.89	535706	3.39	535406	240	140x110	105x80	11	56	156	230		
225	50	3.67	535007	3.18	535707	3.95	535407	263	140x110	105x80	11	56	156	250		
250	60	6.66	534708	5.16	535708			296	200x160	160x120	14	87	156	300		
280	60	7.35	534709	5.84	535709			311	200x160	160x120	14	87	156	390		
80	25	0.70	535101	0.51	535901	0.89	535421	107	100x85	80x60	9	37	120	65		
100	30	0.84	535102	0.65	535902	1.03	535422	128	100x85	80x60	9	35	120	80		
125	37.5	1.21	535103	0.95	535903	1.33	535423	156	100x85	80x60	9	37	120	130		
140	37.5	1.34	535104	0.96	535904	1.49	535424	177	100x85	80x60	9	34	120	150		
150	40	1.45	535111	1.07	535911	1.60	535431	182	100x85	80x60	9	34	120	170		
160B	40	1.81	535112	1.61	535912			187	100x85	80x60	9	50	156	180		
160	40	2.50	535110	2.13	535910	2.75	535430	199	140x110	105x80	11	56	156	180		
180	45	2.85	535105	2.56	535905	3.13	535425	219	140x110	105x80	11	56	156	200		
200	50	3.31	535106	3.05	535906	3.45	535426	240	140x110	105x80	11	56	156	230		
225	50	3.93	535107	3.45	535907	4.22	535427	263	140x110	105x80	11	56	156	250		
250	60	6.56	534908	5.06	535908			296	200x160	160x120	14	87	156	300		
280	60	7.27	534909	5.76	535909			311	200x160	160x120	14	87	156	390		

Options available to order:



Wheel with conductive rubber tread (roller bearing hub only, see p. 304)



Bracket with rear brake d. 150-200 mm

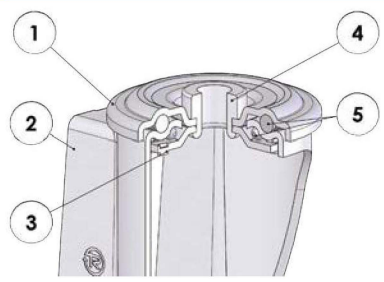


Bracket with directional lock d. 80-125 mm
















Directional lock for brackets d. 150-200 mm

Standard-duty brackets NL - max carrying capacity 230 daN



- 1) Plate: electrolytically galvanised steel plate
 - 2) Fork: electrolytically galvanised steel plate
 - 3) Ball race ring: electrolytically galvanised steel plate
 - 4) King pin: bushing in electrolytically galvanised steel
 - 5) Swivel actions: double ball ring with grease lubrication
- Available with total front foot brake

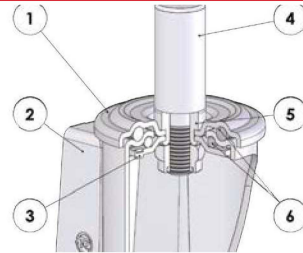
																	
mm	mm	kg	CODE	kg	CODE	mm	mm	mm	mm	mm	4 km/h	daN					
80	25	0.61	537701	0.78	538201	107	73	12	37	120	65						
100	30	0.74	537702	0.94	538202	128	73	12	35	120	80						
125	37.5	1.09	537703	1.24	538203	156	73	12	37	120	130						
140	37.5	1.23	537704	1.38	538204	177	73	12	34	120	150						
150	40	1.35	537711	1.49	538211	182	73	12	34	120	170						
160	40	1.78	537710	2.04	538210	193	102	20	56	156	180						
180	45	2.66	537705	3.95	538205	214	102	20	56	156	200						
200	50	3.16	537706	3.29	538206	236	102	20	56	156	230						
80	25	0.63	537901	0.80	538221	107	73	12	37	120	65						
100	30	0.76	537902	0.96	538222	128	73	12	35	120	80						
125	37.5	1.12	537903	1.27	538223	156	73	12	37	120	130						
140	37.5	1.26	537904	1.41	538224	177	73	12	34	120	150						
150	40	1.38	537911	1.52	538231	182	73	12	34	120	170						
160	40	1.85	537910	2.10	538230	193	102	20	56	156	180						
180	45	2.73	537905	3.01	538225	214	102	20	56	156	200						
200	50	3.22	537906	3.35	538226	236	102	20	56	156	230						

Options available to order:



Wheel with conductive rubber tread (roller bearing hub only, see p. 304)

Standard-duty brackets NL - max carrying capacity 230 daN



- 1) Plate: electrolytically galvanised steel plate
 - 2) Fork: electrolytically galvanised steel plate
 - 3) Ball race ring: electrolytically galvanised steel plate
 - 4) Solid stem: galvanised steel
 - 5) King pin: bushing in galvanised steel
 - 6) Swivel actions: double ball ring with grease lubrication
- Available with total front foot brake

mm	mm	kg	CODE	kg	CODE	mm	mm	mm	mm	mm	mm	mm	daN		
100	30	0,88	539202	1,03	538802	128	73	22	47	35	120	80			
125	37.5	1,21	539203	1,38	538803	156	73	22	47	37	120	130			
150	40	1,46	539211	1,62	538811	182	73	22	47	34	120	170			
160	40	2,59	539210	2,89	538810	193	102	26	56	56	156	180			
160	40	3,23	535520	3,53	535620	193	102	40	86	56	156	180			
180	45	3,59	535515	3,89	535615	214	102	40	86	56	156	200			
200	50	3,40	539206	3,71	538806	236	102	26	56	56	156	230			
200	50	4,04	535516	4,35	535616	236	102	40	86	56	156	230			