


"TR-ROLL" POLYURETHANE WHEELS WITH ALUMINIUM CENTRE

-  100-250 mm
-  75 Shore A
-  300-800 daN
4 km/h
-  300-800 daN
6 km/h
-  300-700 daN
-  -20 / +70 °C



Description

Tyre: very thick TR-Roll polyurethane, hardness 75 Shore A, with excellent rolling resistance and elasticity and good resistance to wear and tear.

Centre: made of cast aluminium.

Hub with shielded ball bearings with interference assembly in the seats obtained by centre moulding; also available without bearings.



Uses

Innovative product that combines the load capacity and the resistance to wear and tear of the polyurethane with the ability to overcome obstacles and to damp noise, vibrations and impacts of the elastic rubber. Combined with appropriate brackets, they guarantee excellent performance for mechanical handling up to 16 km/h. The excellent rolling resistance guarantees an easy handling of heavy loads even with wheels of small diameter.

Examples of application: trolleys for the automotive industry, towing applications.

Environments of use

Industrial environments, even in presence of humidity and oils. Not suitable in presence of strong acids and solvents.


WEAK ACIDS		WEAK BASES	
STRONG ACIDS		STRONG BASES	
WATER		HYDROCARBONS	
ALCOHOL		SOLVENTS	

For information on the compatibility of the component wheel materials with specific aggressive chemical substances, see table at page 36.



Floors

Suitable for all types of industrial floors, even outdoors. Facilitates the overcoming of obstacles.

It does not damage the floors.



Force required to push or tow a wheel

 	150 kg	250 kg	350 kg	450 kg	550 kg	700 kg
100 mm	2,5	4	----	----	----	----
125 mm	1,8	3,2	5	----	----	----
160 mm	1,4	2,8	3,5	4,5	5	----
180 mm	< 1	2	3,2	4,2	4,7	----
200 mm	< 1	1,5	2,8	3,7	4,3	5
250 mm	< 1	1,3	2,5	3,7	4,3	5

For each load and diameter, the table indicates the force (in daN) needed to push or tow a single wheel at the constant speed of 4 km/h on smooth flooring. For manual handling of a 4-wheeled trolley we recommend diameters that have values < 5 daN, for frequent handling we recommend diameters with values < 3 daN.

Fittings with brackets



Standard-duty brackets NL

Maximum carrying capacity 300 daN - available diameters 100-125 mm
Top plate fitting. Available with front brake.



Medium-duty brackets M

Maximum carrying capacity 500 daN - available diameters 160-200 mm
Top plate fitting. Available with adjustable front brake.



Medium-heavy duty brackets P

Maximum carrying capacity 750 daN - available diameters 100-250 mm
Top plate fitting. Available with front brake and adjustable rear brake.



Extra-heavy duty brackets EP

Maximum carrying capacity 700 daN - available diameters 160-200 mm
Top plate fitting. Available with adjustable rear brake.



Electrowelded brackets EE MHD















Maximum carrying capacity 700 daN - available diameters 100-200 mm
Top plate fitting. Available with adjustable rear brake.



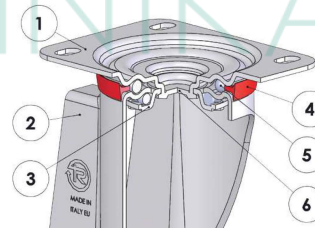
Twin electrowelded brackets EEG MHD - EEG HD

Maximum carrying capacity 1400 daN - available diameters 100-200 mm
Top plate fitting.


















													
mm	mm	kg	CODE	kg	CODE	mm	mm	mm	mm	daN	daN	daN	daN
100	40	0.48	622102	0.39	624102	15	40	32	10	400	300	300	300
125	40	0.79	622113	0.54	624113	20	40	47	14	500	350	350	350
125	40	0.81	622103	0.56	624103	20	50	47	14	500	350	350	350
160	50	1.25	622104	1.00	624104	20	58	47	14.5	800	550	550	550
160	50	1.24	622114	1.00	624104	25	58	47	14.5	800	550	550	550
180	50	1.50	622105	1.25	624105	20	58	47	14	900	600	600	600
200	50	1.85	622106	1.60	624106	20	58	47	14	1000	700	700	700
200	50	1.84	622116	1.60	624106	25	58	47	14	1000	700	700	700
250	50	2.40	622108	2.10	624108	20	55	52	15	1000	700	800	800

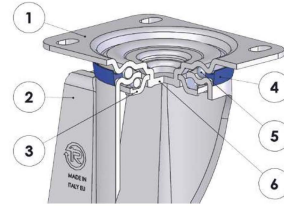
Standard-duty brackets NL - max carrying capacity 300 daN



- 1) Plate: electrolytically galvanised steel plate
 - 2) Fork: electrolytically galvanised steel plate
 - 3) Ball race ring: electrolytically galvanised steel plate
 - 4) Dust seal: orange polyethylene
 - 5) Swivel actions: double ball ring with grease lubrication
 - 6) King pin: integrated with the plate and cold-riveted
- Available with total front foot brake

														
mm	mm	kg	CODE	kg	CODE	kg	CODE	mm	mm	mm	mm	mm	mm	daN
100	40	0.86	624402	0.83	626202	1.05	627302	128	100x85	80x60	9	37	120	200
125	40	1.35	624413	1.17	626213	1.51	627313	156	100x85	80x60	9	35	120	220
125	40	1.46	624403	1.11	626203	2.34	627303	166	140x110	105x80	11	57	156	300

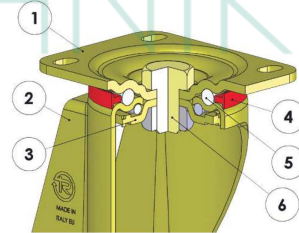
Medium-duty brackets M - max carrying capacity 500 daN



- 1) Plate: electrolytically galvanised steel plate
- 2) Fork: electrolytically galvanised steel plate
- 3) Ball race ring: electroplated galvanised steel
- 4) Dust seal: blue polyethylene
- 5) Swivel actions: double ball ring with grease lubrication
- 6) King pin: integrated with the plate and cold-riveted
Available with adjustable total front foot brake

mm		kg	CODE	kg	CODE	kg	CODE	mm					mm	daN
160	50	2.95	624504	2.24	627704	3.42	627404	199	140x110	105x80	11	58	178	500
200	50	3.69	624506	3.04	627706	4.07	627406	240	140x110	105x80	11	50	178	500

Medium-heavy duty brackets P - max carrying capacity 700 daN



- 1) Plate: galvanised colonial steel plate
- 2) Fork: galvanised colonial steel plate
- 3) Ball race ring: galvanised colonial steel plate
- 4) Dust seal: orange polyamide
- 5) Swivel actions: double ball ring with grease lubrication
- 6) King pin: steel bolt in grade 8.8 steel and steel nut
Available with total front foot brake

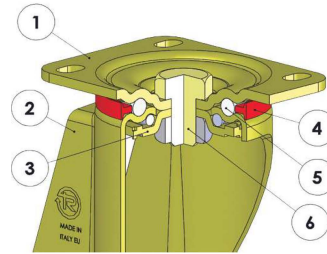
mm		kg	COD.	kg	COD.	kg	COD.	mm					daN	daN	
100	40	1,35	627602	0,85	628512	1,52	627202	138	100x85	80x60	9	46	123	300	300
125	40	1,70	627613	1.26	628513	1.87	627213	161	100x85	80x60	9	44	123	350	350

Options available to order:



Footguard
for brackets
NL-M-P

Heavy duty brackets P - max carrying capacity 750 daN

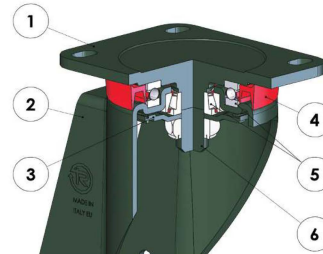


- 1) Plate: galvanised colonial steel plate
 - 2) Fork: galvanised colonial steel plate
 - 3) Ball race ring: galvanised colonial steel plate
 - 4) Dust seal: orange polyamide
 - 5) Swivel actions: double ball ring with grease lubrication
 - 6) King pin: steel bolt in grade 8.8 steel and steel nut
- Available with adjustable total rear foot brake

mm		mm		kg		COD.		kg		COD.		kg		COD.		mm		mm		mm		mm		daN		daN	
125	40	2,33	627603	1,69	628503	2,86	627203	170	140x110	105x80	11	70	126	350	350	4 km/h	6 km/h										
160	50	3,60	627610	2,11	628514	4,17	627204	205	140x110	105x80	11	70	126	550	550	4 km/h	6 km/h										
180	50	3,84	627605	2,42	628515	4,41	627205	228	140x110	105x80	11	70	126	600	600	4 km/h	6 km/h										
200	50	4,31	627516	2,85	628516	4,91	627206	250	140x110	105x80	11	70	126	700	700	4 km/h	6 km/h										
250	50	4,84	627608	3,74	628518	5,54	627208	298	140x110	105x80	11	70	126	750	750	4 km/h	6 km/h										



Extra-heavy duty brackets EP - max carrying capacity 700 daN



- 1) Plate: green galvanised forged steel
 - 2) Fork: green galvanised forged steel
 - 3) Lower bearing protection ring
 - 4) Dust seal: orange polyethylene
 - 5) Swivel actions: axial ball bearing and tapered roller bearing
 - 6) King pin: integrated with the machine-processed plate
- Available with adjustable total rear foot brake

mm		mm		kg		CODE		kg		CODE		kg		CODE		mm		mm		mm		mm		daN		daN	
160	50	3.76	627824	3.35	628824	4.28	626664	205	135x110	105x80	11	70	126	550	550	4 km/h	6 km/h										
200	50	4.57	627826	4.13	628826	5.14	626656	250	135x110	105x80	11	70	126	700	700	4 km/h	6 km/h										

Options available to order:

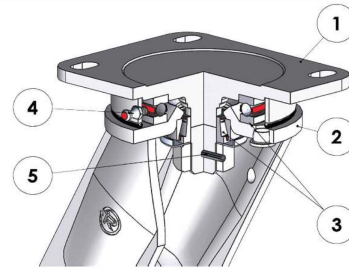


Footguard for brackets NL-M-P



Directional lock for brackets P diam. 160-200 mm

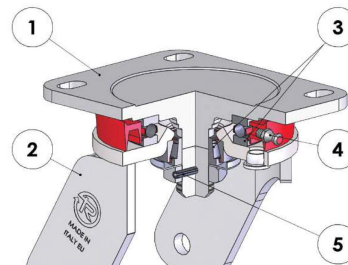
Electrowelded brackets EE MHD - max carrying capacity 700 daN



- 1) Plate: forged steel with integrated pin
 - 2) Fork: deep-drawn legs electro-welded to the flange
 - 3) Swivel actions: axial ball bearing and tapered roller bearing
 - 4) Grease nipple
 - 5) Anti-loosening system nut
- Available with adjustable total rear foot brake

mm	mm	kg	CODE	kg	CODE	kg	CODE	mm	mm	mm	mm	mm	mm	4 km/h	6 km/h
100	40	3.38	628302	2.40	628402	4.26	628602	170	135x110	105x80	11	51	157	300	300
125	40	3.71	628303	2.73	628403	4.59	628603	182	135x110	105x80	11	51	157	350	350
160	50	4.25	628314	3.26	628414	5.13	628614	215	135x110	105x80	11	60	157	550	550
180	50	4.62	628305	3.64	628405	5.51	628605	242	135x110	105x80	11	70	157	600	600
200	50	4.97	628306	3.99	628406	6.31	628606	252	135x110	105x80	11	70	157	700	700

Twin electrowelded brackets EEG MHD - max carrying capacity 700 daN



- 1) Plate: forged steel with integrated pin
- 2) Fork: deep-drawn tips electro-welded to the flange
- 3) Swivel actions: axial ball bearing and tapered roller bearing
- 4) Grease nipple
- 5) Anti-loosening system nut

mm	mm	kg	CODE	kg	CODE	mm	mm	mm	mm	mm	4 km/h	6 km/h
100	40+40	3.45	628062	2.65	628162	140	135x110	105x80	11	55	600	600
125	40+40	4.20	628063	3.40	628163	170	135x110	105x80	11	55	700	700

Options available to order:



Wheels EE MHD with steering system



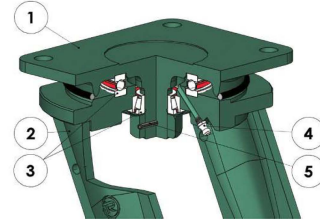
Directional lock for brackets EE MHD - EE HD - EED MHD: see page 332

SERIES

62^{AL}

"TR-ROLL" POLYURETHANE WHEELS WITH ALUMINIUM CENTRE

Twin electrowelded brackets EEG HD - max carrying capacity 1400 daN



- 1) Plate: forged steel with integrated pin
- 2) Fork: deep-drawn legs electro-welded to the flange
- 3) Swivel actions: axial ball bearing and tapered roller bearing
- 4) Grease nipple
- 5) Anti-loosening system nut

mm	mm	kg	CODE	kg	CODE	mm	mm	mm	mm	mm	4 km/h daN	6 km/h daN
160	50+50	10.60	628084	6.20	628184	228	175x140	140x105	14	50	1100	1100
200	50+50	12.30	628066	7.70	628166	280	175x140	140x105	14	65	1400	1400

HAJTASTECHNIKA hu