












**"TR" POLYURETHANE WHEELS
WITH CAST IRON CENTRE**



These wheels can also be used as drive wheels: the wheel hub is manufactured so that it can easily be reworked to achieve a spline or key housing. The carrying capacity given is valid for movements at a maximum speed of 6 km/h also if used as a drive wheel on mainly straight routes.

To use as a steering drive wheel or at speeds higher than 6 km/h it is advisable to contact Tellure Rôta to assess any reduction of the maximum applicable loads that may be necessary. To prevent the polyurethane tyre from deteriorating, any reworking on the wheel must be done keeping the temperature under 80°C (which is recommended as the maximum limit during normal use of the product).

													
mm	mm	kg	COD.	mm	mm.	mm.	mm.	daN	daN	daN			
100	40	1,50	641102	15 H7	45	55	30	500	400	300			
100	40	1,45	641112	20 H7	45	55	30	500	400	300			
100	40	1,39	641122	25 H7	45	55	30	500	400	300			
125	40	2,10	641103	20 H7	60	60	30	600	450	360			
125	40	2,07	641143	25 H7	60	60	30	600	450	360			
125	50	2,36	641113	20 H7	60	60	30	700	550	440			
125	50	2,28	641123	25 H7	60	60	30	700	550	440			
125	50	2,19	641133	30 H7	60	60	30	700	550	440			
150	40	3,00	641104	20 H7	60	70	40	730	550	440			
150	50	3,27	641114	20 H7	60	70	40	910	700	560			
150	50	3,13	641154	25 H7	60	70	40	910	700	560			
150	50	3,04	641164	30 H7	60	70	40	910	700	560			
150	50	2,93	641174	35 H7	60	70	40	910	700	560			
160	50	3,35	641124	20 H7	60	70	40	910	700	560			
160	50	3,27	641134	25 H7	60	70	40	910	700	560			
160	50	3,18	641144	30 H7	60	70	40	910	700	560			
180	50	4,30	641105	20 H7	60	70	40	1100	800	650			
180	50	4,26	641115	25 H7	60	70	40	1100	800	650			
180	50	4,17	641125	30 H7	60	70	40	1100	800	650			
180	50	4,05	641135	35 H7	60	70	40	1100	800	650			
200	50	4,86	641106	20 H7	60	70	40	1500	950	750			
200	50	4,72	641156	25 H7	60	70	40	1500	950	750			
200	50	4,63	641166	30 H7	60	70	40	1500	950	750			
200	50	4,52	641176	35 H7	60	70	40	1500	950	750			
200	50	4,39	641186	40 H7	60	70	40	1500	950	750			
200	60	5,20	641116	25 H7	60	70	40	1700	1100	900			
200	80	8,51	641136	35 H7	80	95	60	2000	1400	1150			
250	50	7,74	641107	20 H7	60	75	45	1800	1100	900			
250	50	7,63	641007	25 H7	60	75	45	1800	1100	900			
250	50	7,54	641017	30 H7	60	75	45	1800	1100	900			
250	50	7,43	641027	35 H7	60	75	45	1800	1100	900			
250	50	7,30	641037	40 H7	60	75	45	1800	1100	900			
250	80	11,52	641117	40 H7	80	95	60	2800	1600	1300			
250	80	11,09	641177	50 H7	80	95	60	2800	1600	1300			
250	80	10,46	641127	60 H7	80	95	60	2800	1600	1300			
300	80	14,88	641128	40 H7	80	100	65	3400	2100	1700			
300	80	14,40	641108	50 H7	80	100	65	3400	2100	1700			
300	100	23,80	641138	40 H7	100	120	80	4200	2500	2000			
300	100	23,29	641118	50 H7	100	120	80	4200	2500	2000			
300	100	22,67	641148	60 H7	100	120	80	4200	2500	2000			
350	100	30,88	641109	50 H7	100	120	80	4700	2800	2250			
400	100	35,58	641110	50 H7	100	120	80	5000	3500	2800			



mm	mm	kg	COD.	mm	mm.	mm.	mm.	daN	daN	daN				
100	40	1,50	641202	15 H7	45	5x5	17,3	500	400	300				
125	40	2,10	641203	20 H7	60	6x6	22,8	600	450	360				
150	40	2,90	641204	20 H7	60	6x6	22,8	730	550	440				
150	50	3,70	641214	20 H7	60	6x6	22,8	910	700	560				
180	50	4,40	641205	20 H7	60	6x6	22,8	1100	800	650				
200	50	4,60	641206	20 H7	60	6x6	22,8	1500	950	750				
200	60	6,00	641216	25 H7	60	8x7	28,3	1700	1100	900				
200	80	8,40	641226	40 H7	80	12x8	43,3	2000	1400	1150				
250	50	6,60	641207	20 H7	60	6x6	22,8	1800	1100	900				
250	80	11,00	641217	40 H7	80	12x8	43,3	2800	1600	1300				
250	80	10,10	641227	60 H7	80	18x11	64,4	2800	1600	1300				
300	80	14,40	641208	50 H7	80	14x9	53,8	3400	2100	1700				
300	100	21,20	641218	50 H7	100	14x9	53,8	4200	2500	2000				
350	100	26,10	641209	50 H7	100	14x9	53,8	4700	2800	2250				
400	100	31,60	641210	50 H7	100	14x9	53,8	5000	3500	2800				

The standard reference used by Tellure Rôta for the construction of the key housing is UNI EN 6604-69; therefore, the tolerance on the width of the key housing is JS9.

Tellure Rôta is at your disposal to customise the product, modifying the bore with a groove for a key housing of different dimensions or a groove for a tongue according to the specifications of the Italian (UNI 6604 and UNI 6607) and European (DIN 6885) regulations in force. The maximum applicable diameter for each wheel, guaranteeing the carrying capacity values, is given in the product dimensions column