

HERE'S A CHALLENGE ...

Who's got the Perfect Spin to bowl your customers over?

CHALLENGE X Series Spin Riveted Transmission Chain

Never a
problem
always a ...



**Spin Riveted For
Added Strength**



Lock in to:

Secure source of supply • Superior service
Product quality and reliability • Manufacturers prices
Securing more than just your profits

Never a problem always a ...

CHALLENGE®

www.challengept.com



Roller Chain



The Benefits...

CHALLENGE X Series Transmission Chain

- **Spin Riveted Case Hardened Pins in Alloy Steel** - For optimum life
- **Pre-stretched** - Fit and forget
- **Ball swaged holes** - Combats fatigue
- **Shot peened** - Produces strong surface and reduced fatigue
- **Deep waisted side plates** - Reduces stress
- **Rollers from seamless tube** - For strength and long life

The X Series Range...

British standard		American standard	
20B-1X	32B-2X	100-1X	180-1X
20B-1GLX	32B-3X	100-2X	180-2X
20B-2X	40B-1X	100-3X	180-3X
20B-2GLX	40B-1GLX	120-1X	200-1X
20B-3X	40B-2X	120-1X	200-2X
20B-3GLX	40B-3X	120-1X	200-3X
24B-1X	48B-1X	140-1X	240-1X
24B-1GLX	48B-1GLX	140-2X	240-2X
24B-2X	48B-2X	140-3X	240-3X
24B-3X	48B-3X	160-1X	
28B-1X	56B-1X	160-2X	
28B-1GLX	56B-2X	160-2X	
28B-2X	56B-3X		
28B-3X	64B-1X		
32B-1X	64B-2X		
32B-1GLX	64B-3X		

Also in the Roller Chain range

Roller Chain

- British Standard Roller Chain
- ANSI Standard Roller Chain
- ANSI Heavy Duty Roller Chain
- ANSI Cottered Series Roller Chain
- ANSI Cottered Heavy Duty Series Roller Chain
- ANSI Straight Side Plate Roller Chain
- British Standard Straight Side Plate Roller Chain
- Chain Breakers
- Timing Chain
- Bush Chain
- Bicycle Chain
- Bicycle Chain/Connecting Links
- Roller Chain with Extended Pins
- Special Transmission Roller Chain
- Hollow Pin Roller Chain
- Special Chain with "U" Elements
- Special Chain with "U" and Rubber Elements
- Transport Chain
- Special Chain with Driver
- Stainless Steel Transmission Roller Chain
- Side Bow Chain
- Nickel & Zinc Plated Transmission Roller Chain
- Roller Chain Attachments

Double Pitch Chain

- Double Pitch Transmission Chain
- Double Pitch Conveyor Chain
- Double Pitch Attachments
- Double Pitch Special Chain
- Double Pitch Extended Pin Chain
- Double Pitch Hollow Pin Chain

Leaf Chain

- LH / BL Series Leaf Chain
- LL Series Leaf Chain
- AL Series Leaf Chain
- FL Series Leaf Chain
- Clevis Pins
- Special Leaf Chain with Hollow Pin

Timber Chain

- Welded Steel Chain
- Welded Steel Chain Attachments (offset sidebar)
- Welded Steel Chain (offset side bar)
- Offset Sidebar Roller Chain
- Straight Sidebar Roller Chain
- Welded Steel Drag Chain
- Drag Chain Attachments

Agricultural Chain

- Steel Agricultural Chain
- Agricultural Chain Attachments

Conveyor Chain

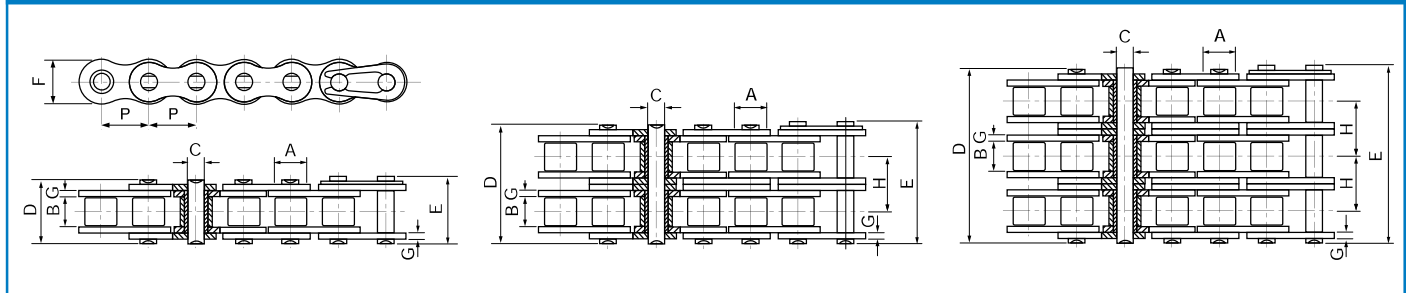
- BS Z Series with Solid Pin Chain
- BS ZC Series with Hollow Pin Chain
- BS Z/ZC Series Attachments Chain
- BS ZE Series Deep Link Chain
- M Series Metric Solid Pin Chain
- M Series Chain Attachments
- MC Series Hollow Pin Chain
- MT/ME Series Deep Link Chain
- FV/C Series Metric Solid Pin Chain
- FV/C Series Metric Hollow Pin Chain
- FV/C Series Chain Attachments
- FVT/CE Series Metric Deep Link Chain
- FV/CR Series Metric Scraper Chain
- Special Conveyor Chain
- Special Conveyor Chain
- Conveyor Chain Attachment Chain Designations

Roller Chain

ANSI Standard Roller Chain

ANSI B29.1, ISO R606, DIN 8188

ANSI Roller Chain



ANSI Chain number	Pitch	Roller diameter	Width between inner plates	Pin diameter	Pin length		Inner plate height	Plate thickness	Transverse pitch	Minimum tensile strength	Average tensile strength	Weight
	P	A	B	C	D	E	F	g/G	H	kN	kN	kg/m
SIMPLEX												
*15-1R	4.763	2.48	2.38	1.62	6.10	6.90	4.30	0.60	-	1.8	2.0	0.08
*25-1R	6.350	3.30	3.18	2.31	7.90	8.40	6.00	0.80	-	3.5	4.6	0.15
*35-1R	9.525	5.08	4.77	3.58	12.40	13.17	9.00	1.30	-	7.9	10.8	0.33
41-1R	12.700	7.77	6.25	3.58	13.75	15.00	9.91	1.30	-	6.7	12.6	0.41
40-1R	12.700	7.95	7.85	3.96	16.60	17.80	12.00	1.50	-	14.1	17.5	0.62
50-1R	15.875	10.16	9.40	5.08	20.70	22.20	15.09	2.03	-	22.2	29.4	1.02
60-1R	19.050	11.91	12.57	5.94	25.90	27.70	18.00	2.42	-	31.8	41.5	1.50
80-1R	25.400	15.88	15.75	7.92	32.70	35.00	24.00	3.25	-	56.7	69.4	2.60
100-1XR	31.750	19.05	18.90	9.53	40.40	44.70	30.00	4.00	-	88.5	109.2	3.91
120-1XR	38.100	22.23	25.22	11.10	50.30	54.30	35.70	4.80	-	127.0	156.3	5.62
140-1XR	44.450	25.40	25.22	12.70	54.40	59.00	41.00	5.60	-	172.4	212.0	7.50
160-1XR	50.800	28.58	31.55	14.27	64.80	69.60	47.80	6.40	-	226.8	278.9	10.10
180-1XR	57.150	35.71	35.48	17.46	72.80	78.60	53.60	7.20	-	280.2	341.8	13.45
200-1XR	63.500	39.68	37.85	19.85	80.30	87.20	60.00	8.00	-	353.8	431.6	16.15
240-1XR	76.200	47.63	47.35	23.81	95.50	103.00	72.39	9.50	-	510.3	622.5	23.20
DUPLEX												
*25-2R	6.350	3.30	3.18	2.31	14.50	15.00	6.00	0.80	6.40	7.0	8.6	0.28
*35-2R	9.525	5.08	4.77	3.58	22.50	23.30	9.00	1.30	10.13	15.8	19.7	0.63
41-2R	12.700	7.77	6.25	3.58	25.70	26.90	9.91	1.30	11.95	13.3	16.9	0.81
40-2R	12.700	7.95	7.85	3.96	31.00	32.20	12.00	1.50	14.38	28.2	35.9	1.12
50-2R	15.875	10.16	9.40	5.08	38.90	40.40	15.09	2.03	18.11	44.4	58.1	2.00
60-2R	19.050	11.91	12.57	5.94	48.80	50.50	18.00	2.42	22.78	63.6	82.1	2.92
80-2R	25.400	15.88	15.75	7.92	62.70	64.30	24.00	3.25	29.29	113.4	141.8	5.15
100-2XR	31.750	19.05	18.90	9.53	76.40	80.50	30.00	4.00	35.76	177.0	219.4	7.80
120-2XR	38.100	22.23	25.22	11.10	95.80	99.70	35.70	4.80	45.44	254.0	314.9	11.70
140-2XR	44.450	25.40	25.22	12.70	103.30	107.90	41.00	5.60	48.87	344.8	427.5	15.14
160-2XR	50.800	28.58	31.55	14.27	123.30	128.10	47.80	6.40	58.55	453.6	562.4	20.14
180-2XR	57.150	35.71	35.48	17.46	138.60	144.40	53.60	7.20	65.84	560.5	695.0	29.22
200-2XR	63.500	39.68	37.85	19.85	151.90	158.80	60.00	8.00	71.55	707.6	877.4	32.24
240-2XR	76.200	47.63	47.35	23.81	183.40	190.80	72.39	9.50	87.83	1020.6	1255.3	45.23
TRIPLEX												
*25-3R	6.350	3.30	3.18	2.31	21.00	21.50	6.00	0.80	6.40	10.5	12.6	0.44
*35-3R	9.525	5.08	4.77	3.58	32.70	33.50	9.00	1.30	10.13	23.7	28.6	1.05
40-3R	12.700	7.95	7.85	3.96	45.40	46.60	12.00	1.50	14.38	42.3	50.0	1.90
50-3R	15.875	10.16	9.40	5.08	57.00	58.50	15.09	2.03	18.11	66.6	77.8	3.09
60-3R	19.050	11.91	12.57	5.94	71.50	73.30	18.00	2.42	22.78	95.4	111.1	4.54
80-3R	25.400	15.88	15.75	7.92	91.70	93.60	24.00	3.25	29.29	170.1	198.4	7.89
100-3XR	31.750	19.05	18.90	9.53	112.20	116.30	30.00	4.00	35.76	265.5	309.6	11.77
120-3XR	38.100	22.23	25.22	11.10	141.40	145.20	35.70	4.80	45.44	381.0	437.2	17.53
140-3XR	44.450	25.40	25.22	12.70	152.20	156.80	41.00	5.60	48.87	517.2	593.3	22.20
160-3XR	50.800	28.58	31.55	14.27	181.80	186.60	47.80	6.40	58.55	680.4	780.6	30.02
180-3XR	57.150	35.71	35.48	17.46	204.40	210.20	53.60	7.20	65.84	840.7	983.6	38.22
200-3XR	63.500	39.68	37.85	19.85	223.50	230.40	60.00	8.00	71.55	1061.4	1217.8	49.03
240-3XR	76.200	47.63	47.35	23.81	271.30	278.60	72.39	9.50	87.83	1530.9	1756.5	71.60

* Bush chain: A in the table indicates the external diameter of the bush

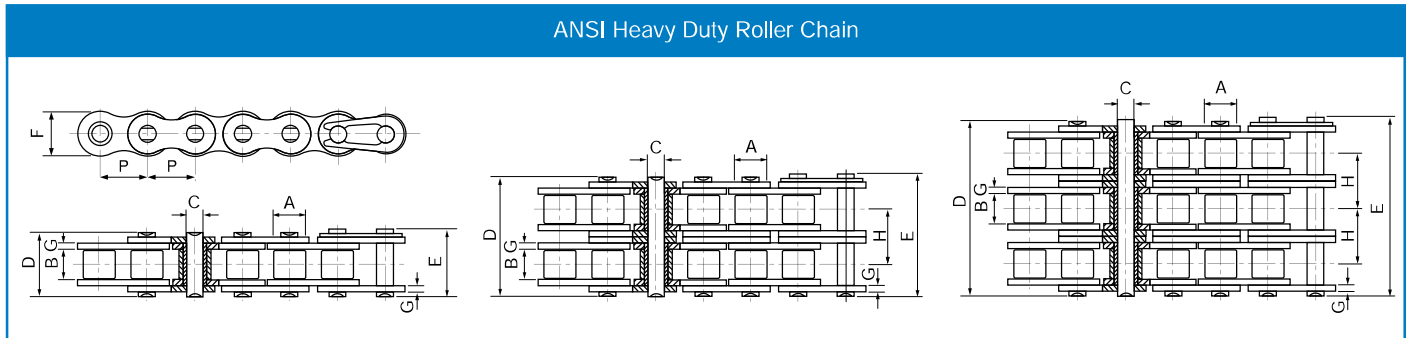
Standard boxed lengths are 5 metres or 10 feet. Each box contains one CL. Special lengths available.

Every effort has been taken to ensure that the data listed in this catalogue is correct. Challenge accepts no liability for any inaccuracies or damage caused. All dimensions in millimetres unless otherwise stated.

Roller Chain

ANSI Heavy Duty Roller Chain

ANSI B29.1, ISO R606, DIN 8188



ANSI Chain number	Pitch	Roller diameter	Width between inner plates	Pin diameter	Pin length		Inner plate height	Plate thickness	Transverse pitch	Minimum tensile strength kN	Average tensile strength kN	Weight kg/m
	P	A	B		C	D						
SIMPLEX												
40H-1R	12.700	7.95	7.85	3.96	18.80	19.90	12.00	2.03	-	14.10	19.10	0.82
50H-1R	15.875	10.16	9.40	5.08	22.10	23.40	15.09	2.42	-	22.20	30.20	1.25
60H-1R	19.050	11.91	12.57	5.94	29.20	31.00	18.00	3.25	-	31.80	42.70	1.87
80H-1R	25.400	15.88	15.75	7.92	36.20	37.70	24.00	4.00	-	56.70	71.40	3.10
100H-1XR	31.750	19.05	18.90	9.53	43.60	46.90	30.00	4.80	-	88.50	112.40	4.52
120H-1XR	38.100	22.23	25.22	11.10	53.50	57.50	35.70	5.60	-	127.00	160.90	6.60
140H-1XR	44.450	25.40	25.22	12.70	57.60	62.20	41.00	6.40	-	172.40	217.30	8.30
160H-1XR	50.800	28.58	31.55	14.27	68.20	73.00	47.80	7.20	-	226.80	285.80	10.30
200H-1XR	63.500	39.68	37.85	19.85	86.60	93.50	60.00	9.50	-	353.80	444.50	19.16
DUPLEX												
60H-2R	19.050	11.91	12.57	5.94	55.30	57.10	18.00	3.25	26.11	63.60	84.50	3.71
80H-2R	25.400	15.88	15.75	7.92	68.80	70.30	24.00	4.00	32.59	113.40	145.30	6.15
100H-2R	31.750	19.05	18.90	9.53	82.70	86.00	30.00	4.80	39.09	177.00	225.90	9.03
120H-2XR	38.100	22.23	25.22	11.10	102.40	106.40	35.70	5.60	48.87	254.00	322.70	13.13
140H-2XR	44.450	25.40	25.22	12.70	109.80	114.40	41.00	6.40	52.20	344.80	437.70	16.60
160H-2XR	50.800	28.58	31.55	14.27	130.10	134.90	47.80	7.20	61.90	453.60	571.60	20.20
200H-2XR	63.500	39.68	37.85	19.85	164.90	171.80	60.00	9.50	78.31	707.60	894.90	38.11
TRIPLEX												
60H-3R	19.050	11.91	12.57	5.94	81.40	83.20	18.00	3.25	26.11	95.40	113.90	5.54
80H-3R	25.400	15.88	15.75	7.92	101.40	102.90	24.00	4.00	32.59	170.10	203.50	9.42
100H-3XR	31.750	19.05	18.90	9.53	121.80	125.10	30.00	4.80	39.09	265.50	314.80	12.96
120H-3XR	38.100	22.23	25.22	11.10	151.20	155.20	35.70	5.60	48.87	381.00	444.70	19.64
140H-3XR	44.450	25.40	25.22	12.70	162.00	166.60	41.00	6.40	52.20	517.20	598.40	24.90
160H-3XR	50.800	28.58	31.55	14.27	192.00	196.80	47.80	7.20	61.90	680.40	787.30	30.10
200H-3XR	63.500	39.68	37.85	19.85	243.20	250.10	60.00	9.50	78.31	1061.40	1228.20	57.06

Standard boxed lengths are 5 metres or 10 feet. Each box contains one CL. Special lengths available.

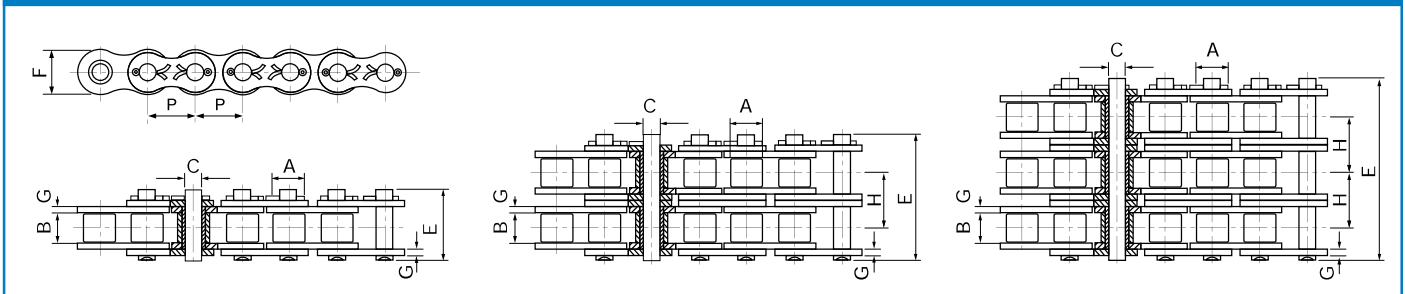
All dimensions in millimetres unless otherwise stated. Every effort has been taken to ensure that the data listed in this catalogue is correct. Challenge accepts no liability for any inaccuracies or damage caused.

Roller Chain

ANSI Cotted Series Roller Chain

ANSI B29.1, ISO R606, DIN 8188

ANSI Cotted A Series Roller Chain



ANSI Chain number	Pitch P	Roller diameter A	Width between inner plates B	Pin diameter C	Pin length E	Inner plate height F	Plate thickness G	Transverse pitch H	Minimum tensile strength kN	Average tensile strength kN	Weight kg/m
SIMPLEX											
50-1C	15.875	10.16	9.40	5.08	23.00	15.09	2.03	-	22.20	29.40	1.02
60-1C	19.050	11.91	12.57	5.94	28.30	18.00	2.42	-	31.80	41.50	1.50
80-1C	25.400	15.88	15.75	7.92	36.50	24.00	3.25	-	56.70	69.40	2.60
100-1C	31.750	19.05	18.90	9.53	44.70	30.00	4.00	-	88.50	109.20	3.91
120-1C	38.100	22.23	25.22	11.10	54.30	35.70	4.80	-	127.00	156.30	5.62
140-1C	44.450	25.40	25.22	12.70	59.00	41.00	5.60	-	172.40	212.00	7.50
160-1C	50.800	28.58	31.55	14.27	69.60	47.80	6.40	-	226.80	278.90	10.10
180-1C	57.150	35.71	35.48	17.46	78.60	53.60	7.20	-	280.20	341.80	13.45
200-1C	63.500	39.68	37.85	19.85	87.20	60.00	8.00	-	353.80	431.60	16.15
240-1C	76.200	47.63	47.35	23.81	103.00	72.39	9.50	-	510.30	622.50	23.20
DUPLEX											
50-2C	15.875	10.16	9.40	5.08	41.20	15.09	2.03	18.11	44.40	58.10	2.00
60-2C	19.050	11.91	12.57	5.94	51.10	18.00	2.42	22.78	63.60	82.10	2.92
80-2C	25.400	15.88	15.75	7.92	65.80	24.00	3.25	29.29	113.40	141.80	5.15
100-2C	31.750	19.05	18.90	9.53	80.50	30.00	4.00	35.76	177.00	219.40	7.80
120-2C	38.100	22.23	25.22	11.10	99.70	35.70	4.80	45.44	254.00	314.90	11.70
140-2C	44.450	25.40	25.22	12.70	107.90	41.00	5.60	48.87	344.80	427.50	15.14
160-2C	50.800	28.58	31.55	14.27	128.10	47.80	6.40	58.55	453.60	562.40	20.14
180-2C	57.150	35.71	35.48	17.46	144.40	53.60	7.20	65.84	560.50	695.00	29.22
200-2C	63.500	39.68	37.85	19.85	158.80	60.00	8.00	71.55	707.60	877.40	32.24
240-2C	76.200	47.63	47.35	23.81	190.80	72.39	9.50	87.83	1020.60	1255.30	45.23
TRIPLEX											
50-3C	15.875	10.16	9.40	5.08	59.30	15.09	2.03	18.11	66.60	77.80	3.09
60-3C	19.050	11.91	12.57	5.94	73.90	18.00	2.42	22.78	95.40	111.10	4.54
80-3C	25.400	15.88	15.75	7.92	93.60	24.00	3.25	29.29	170.10	198.40	7.89
100-3C	31.750	19.05	18.90	9.53	116.30	30.00	4.00	35.76	265.50	309.60	11.77
120-3C	38.100	22.23	25.22	11.10	145.20	35.70	4.80	45.44	381.00	437.20	17.53
140-3C	44.450	25.40	25.22	12.70	156.80	41.00	5.60	48.87	517.20	593.30	22.20
160-3C	50.800	28.58	31.55	14.27	186.60	47.80	6.40	58.55	680.40	780.60	30.02
180-3C	57.150	35.71	35.48	17.46	210.20	53.60	7.20	65.84	840.70	983.60	38.22
200-3C	63.500	39.68	37.85	19.85	230.40	60.00	8.00	71.55	1061.40	1217.80	49.03
240-3C	76.200	47.63	47.35	23.81	278.60	72.39	9.50	87.83	1530.90	1756.50	71.60

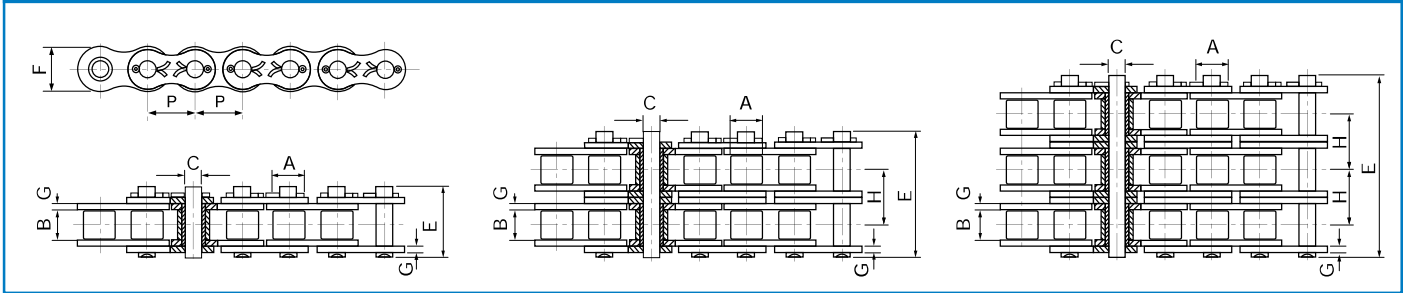
Standard boxed lengths are 5 metres or 10 feet.
Each box contains one CL. Special lengths available.

Roller Chain

ANSI Cotted Heavy Duty Roller Chain

ANSI B29.1, ISO R606, DIN 8188

ANSI Cotted Heavy Duty Roller Chain




ANSI Chain number	Pitch	Roller diameter	Width between inner plates	Pin diameter	Pin length	Inner plate height	Plate thickness	Transverse pitch	Minimum tensile strength	Average tensile strength	Weight
	P	A	B	C	E	F	G	H	kN	kN	kg/m
SIMPLEX											
50H-1C	15.875	10.16	9.40	5.08	24.40	15.09	2.42	-	22.20	30.20	1.25
60H-1C	19.050	11.91	12.57	5.94	31.60	18.00	3.25	-	31.80	42.70	1.87
80H-1C	25.400	15.88	15.75	7.92	39.40	24.00	4.00	-	56.70	71.40	3.10
100H-1C	31.750	19.05	18.90	9.53	46.90	30.00	4.80	-	88.50	112.40	4.52
120H-1C	38.100	22.23	25.22	11.10	57.50	35.70	5.60	-	127.00	160.90	6.60
140H-1C	44.450	25.40	25.22	12.70	62.20	41.00	6.40	-	172.40	217.30	8.30
160H-1C	50.800	28.58	31.55	14.27	73.00	47.80	7.20	-	226.80	285.80	10.30
200H-1C	63.500	39.68	37.85	19.85	93.50	60.00	9.50	-	353.80	444.50	19.16
DUPLEX											
60H-2C	19.050	11.91	12.57	5.94	57.70	18.00	3.25	26.11	63.60	84.50	3.71
80H-2C	25.400	15.88	15.75	7.92	72.00	24.00	4.00	32.59	113.40	145.30	6.15
100H-2C	31.750	19.05	18.90	9.53	86.00	30.00	4.80	39.09	177.00	225.90	9.03
120H-2C	38.100	22.23	25.22	11.10	106.40	35.70	5.60	48.87	254.00	322.70	13.13
140H-2C	44.450	25.40	25.22	12.70	114.40	41.00	6.40	52.20	344.80	437.70	16.60
160H-2C	50.800	28.58	31.55	14.27	134.90	47.80	7.20	61.90	453.60	571.60	20.20
200H-2C	63.500	39.68	37.85	19.85	171.80	60.00	9.50	78.31	707.60	894.90	31.11
TRIPLEX											
60H-3C	19.050	11.91	12.57	5.94	83.80	18.00	3.25	26.11	95.40	113.90	5.54
80H-3C	25.400	15.88	15.75	7.92	104.60	24.00	4.00	32.59	170.10	203.50	9.42
100H-3C	31.750	19.05	18.90	9.53	125.10	30.00	4.80	39.09	265.50	314.80	12.96
120H-3C	38.100	22.23	25.22	11.10	155.20	35.70	5.60	48.87	381.00	444.70	19.64
140H-3C	44.450	25.40	25.22	12.70	166.60	41.00	6.40	52.20	517.20	598.40	24.90
160H-3C	50.800	28.58	31.55	14.27	196.80	47.80	7.20	61.90	680.40	787.30	30.10
200H-3C	63.500	39.68	37.85	19.85	250.10	60.00	9.50	78.31	1061.40	1228.20	57.06

Standard boxed lengths are 5 metres or 10 feet. Each box contains one CL. Special lengths available.

Chain Breakers

Model	Range	
	From inch	To inch
CB-101 (Small)	3/8"	3/4"
CB-102 (Large)	3/4"	1.1/4"



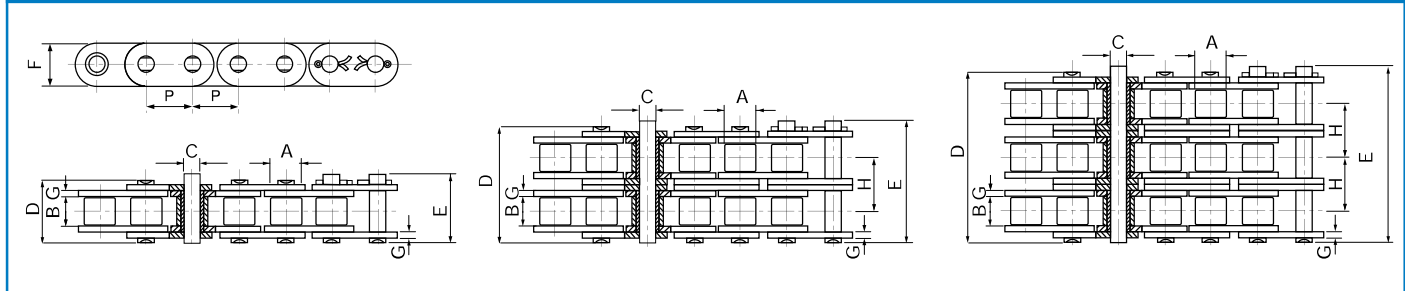
All dimensions in millimetres unless otherwise stated. Every effort has been taken to ensure that the data listed in this catalogue is correct. Challenge accepts no liability for any inaccuracies or damage caused.

Roller Chain

ANSI Straight Side Plate Roller Chain

ANSI B29.1, ISO R606, DIN 8188

ANSI Straight Side Plate Roller Chain



ANSI Chain number	Pitch	Roller diameter	Width between inner plates	Pin diameter	Pin length		Inner plate height	Plate thickness	Transverse pitch	Minimum tensile strength	Average tensile strength	Weight
	P	A	B	C	D	E	F	G	H	kN	kN	kg/m
SIMPLEX												
C40-1R	12.700	7.95	7.85	3.96	16.60	18.80	12.00	1.50	-	14.10	17.50	0.73
C50-1R	15.875	10.16	9.40	5.08	20.70	23.30	15.09	2.03	-	22.20	29.40	1.23
C60-1R	19.050	11.91	12.57	5.94	25.90	28.30	18.0/18.2	2.42	-	31.80	41.50	1.81/1.83
C80-1R	25.400	15.88	15.75	7.92	32.70	36.50	24.00	3.25	-	56.70	69.40	3.09
C100-1XR	31.750	19.05	18.90	9.53	40.40	44.70	30.00	4.00	-	88.50	109.20	4.56
C120-1XR	38.100	22.23	25.22	11.10	50.30	54.30	35.70	4.80	-	127.00	156.30	6.86
C140-1XR	44.450	25.40	25.22	12.70	54.40	59.00	41.00	5.60	-	172.40	212.00	8.49
C160-1XR	50.800	28.58	31.55	14.27	64.80	69.60	47.80	6.40	-	226.80	278.90	11.50
DUPLEX												
C40-2R	12.700	7.95	7.85	3.96	31.00	33.20	12.00	1.50	14.38	28.20	35.90	1.43
C50-2R	15.875	10.16	9.40	5.08	38.90	41.40	15.09	2.03	18.11	44.40	58.10	2.42
C60-2R	19.050	11.91	12.57	5.94	48.80	51.10	18.0/18.2	2.42	22.78	63.60	82.10	3.58/3.62
C80-2R	25.400	15.88	15.75	7.92	62.70	65.80	24.00	3.25	29.29	113.40	141.80	6.12
C100-2XR	31.750	19.05	18.90	9.53	76.40	80.50	30.00	4.00	35.76	177.00	219.40	9.08
C120-2XR	38.100	22.23	25.22	11.10	95.80	99.70	35.70	4.80	45.44	254.00	314.90	13.60
C140-2XR	44.450	25.40	25.22	12.70	103.30	107.90	41.00	5.60	48.87	344.80	427.50	16.86
C160-2XR	50.800	28.58	31.55	14.27	123.30	128.10	47.80	6.40	58.55	453.60	562.40	22.90
TRIPLEX												
C40-3R	12.700	7.95	7.85	3.96	45.40	47.60	12.00	1.50	14.38	42.30	50.00	2.14
C50-3R	15.875	10.16	9.40	5.08	57.00	59.50	15.09	2.03	18.11	66.60	77.80	3.62
C60-3R	19.050	11.91	12.57	5.94	71.50	73.90	18.0/18.2	2.42	22.78	95.40	111.10	5.36/5.41
C80-3R	25.400	15.88	15.75	7.92	91.70	95.10	24.00	3.25	29.29	170.10	198.40	9.10
C100-3XR	31.750	19.05	18.90	9.53	112.20	116.30	30.00	4.00	35.76	265.50	309.60	13.60
C120-3XR	38.100	22.23	25.22	11.10	141.40	145.20	35.70	4.80	45.44	381.00	437.20	20.43
C140-3XR	44.450	25.40	25.22	12.70	152.20	156.80	41.00	5.60	48.87	517.20	593.30	25.23
C160-3XR	50.800	28.58	31.55	14.27	181.80	186.60	47.80	6.40	58.55	680.40	780.60	34.19

Standard boxed lengths are 5 metres or 10 feet. Each box contains one CL. Special lengths available.

Chain Pullers

Model	Range	
	From inch	To inch
CB-105 (Small)	1/4"	3/4"
CB-106 (Large)	3/4"	1.1/4"



Every effort has been taken to ensure that the data listed in this catalogue is correct. Challenge accepts no liability for any inaccuracies or damage caused. All dimensions in millimetres unless otherwise stated.