

# ASFA L (9 mm) Hose Clamp Galvanized Steel - W1



W1

Thanks to the exclusive design of the housing and the high-strength screw, the ASFA L Worm-Drive Clip has excellent performance while being at the same time very compact.

The cold-formed stamped 9 mm band, smoothed on the underside, combined with the bevelled band edges protects the hose from any damage.

DIN 3017. The ASFA LW1 hose clip complies fully with the DIN 3017 norm and also with the directive EU 2002/95/EC.

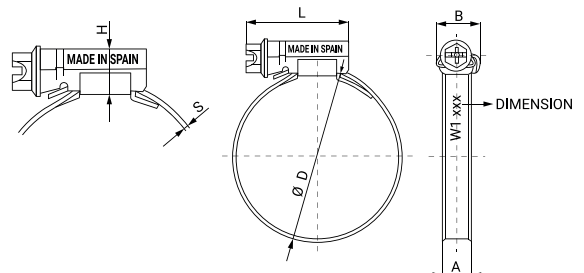
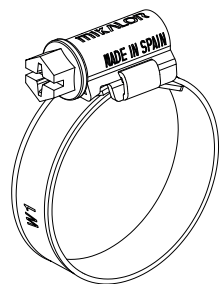
**\* The maximum application pressure can vary depending on the type of hose used and the geometry of the coupling.**

Ø Application	Part Number	A +0.3 -0.2	L +1 -0.5	S ±0.1	H Max.	B Max.	Maximum Values		Box Quantity	Outer Box Quantity
							Pressure (Bar)	Par (Nm)		
8-12(*)	03008745	7	18,5	0,65	9,2	11,5	15	1,5	200	1.600
8-16	03008753	9	22,1	0,65	10,5	14,0	45	3,0	200	800
12-22	03008761	9	22,1	0,65	10,5	14,0	45	3,0	200	800
16-27	03008770	9	23,6	0,75	10,5	14,0	42	3,5	200	800
20-32	03008788	9	23,6	0,75	10,5	14,0	36	3,5	200	800
25-40	03008796	9	25,6	0,75	10,5	14,0	32	4,0	100	400
30-45	03008809	9	25,6	0,75	10,5	14,0	28	4,0	100	800
32-50	03008817	9	25,6	0,75	10,5	14,0	24	4,0	100	800
40-60	03008825	9	25,6	0,75	10,5	14,0	19	4,0	100	400
50-70	03008833	9	29,6	0,75	10,5	14,0	17	4,0	100	100
60-80	03008841	9	29,6	0,75	10,5	14,0	15	4,0	100	100
70-90	03008850	9	29,6	0,75	10,5	14,0	13	4,0	50	50
80-100	03008868	9	29,6	0,75	10,5	14,0	11	4,0	50	50
90-110	03008876	9	29,6	0,75	10,5	14,0	10	4,0	25	200
100-120	03008884	9	29,6	0,75	10,5	14,0	9	4,0	25	200
110-130	03008892	9	29,6	0,75	10,5	14,0	8	4,0	25	25
120-140	03008905	9	29,6	0,75	10,5	14,0	7	4,0	25	25
130-150	03008913	9	29,6	0,75	10,5	14,0	6	4,0	25	25
140-160	03008921	9	29,6	0,75	10,5	14,0	5	4,0	25	25

\* It is recommended to apply 75% of the maximum values contained in the table.

(\*) ASFA-M (7 mm) Hose Clamp.

TECHNICAL INFORMATION	
<b>MATERIAL</b>	STEEL BAND AND HOUSING W1(DIN 1.0935) STEEL SCREW QST 36-3 (DIN 1.0214)
<b>FINISH</b>	GALVANIZED
<b>CORROSION RESISTANCE</b>	144 HOURS SALT SPRAY (ASTM B-117)
<b>MAXIMUM TIGHTENING SPEED (RPM)</b>	540 ± 5



# ASFA L (9 mm) Hose Clamp AISI 430 Stainless Steel - W2



W2

Thanks to the exclusive design of the housing and the high-strength screw, the ASFA L Worm-Drive Clip has excellent performance while being at the same time very compact.

The cold-formed stamped 9 mm band, smoothed on the underside, combined with the bevelled band edges protects the hose from any damage.

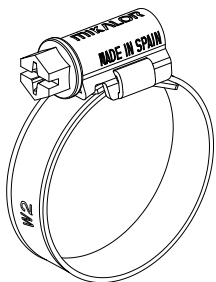
DIN 3017. The ASFA LW1 hose clip complies fully with the DIN 3017 norm and also with the directive EU 2002/95/EC.

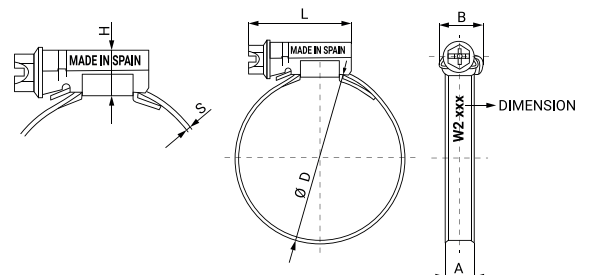
**\* The maximum application pressure can vary depending on the type of hose used and the geometry of the coupling.**

Ø Application	Part Number	A +0.3 -0.2	L +1 -0.5	S ±0.1	H Max.	B Max.	Maximum Values		Box Quantity	Outer Box Quantity
							Pressure (Bar)	Par (Nm)		
8-12 (*)	03016508	7	18,5	0,4	9,2	11,5	15	1,5	200	1.600
8-16	03016516	9	22,1	0,6	10,5	14,0	45	3,0	200	800
12-22	03016524	9	22,1	0,6	10,5	14,0	45	3,0	200	800
16-27	03016532	9	23,6	0,7	10,5	14,0	42	3,5	200	800
20-32	03016540	9	23,6	0,7	10,5	14,0	36	3,5	200	800
25-40	03016559	9	25,6	0,7	10,5	14,0	32	4,0	100	400
30-45	03016567	9	25,6	0,7	10,5	14,0	28	4,0	100	800
32-50	03016575	9	25,6	0,7	10,5	14,0	24	4,0	100	800
40-60	03016583	9	25,6	0,7	10,5	14,0	19	4,0	100	400
50-70	03016591	9	29,6	0,7	10,5	14,0	17	4,0	100	100
60-80	03016604	9	29,6	0,7	10,5	14,0	15	4,0	100	100
70-90	03016612	9	29,6	0,7	10,5	14,0	13	4,0	50	50
80-100	03016620	9	29,6	0,7	10,5	14,0	11	4,0	50	50
90-110	03016639	9	29,6	0,7	10,5	14,0	10	4,0	25	200
100-120	03016647	9	29,6	0,7	10,5	14,0	9	4,0	25	200
110-130	03016655	9	29,6	0,7	10,5	14,0	8	4,0	25	25
120-140	03016663	9	29,6	0,7	10,5	14,0	7	4,0	25	25
130-150	03016671	9	29,6	0,7	10,5	14,0	6	4,0	25	25
140-160	03016680	9	29,6	0,7	10,5	14,0	5	4,0	25	25

\* It is recommended to apply 75% of the maximum values contained in the table.

(\*) ASFA-M (7 mm) Hose Clamp.

TECHNICAL INFORMATION	
	<b>MATERIAL</b> STAINLESS STEEL BAND AND HOUSING W2 AISI 430 X6Cr17 (DIN 1.4016) STEEL SCREW Qst 36-3 (DIN 1.0214)
	<b>FINISH</b> STAINLESS STEEL
	<b>CORROSION RESISTANCE</b> 72 HOURS SALT SPRAY (ASTM B-117)
	<b>MAXIMUM TIGHTENING SPEED (RPM)</b> 540 ± 5



# ASFA L (9 mm) Hose Clamp AISI 430 Stainless Steel - W3



W3

Thanks to the exclusive design of the housing and the high-strength screw, the ASFA L Worm-Drive Clip has excellent performance while being at the same time very compact.

The cold-formed stamped 9 mm band, smoothed on the underside, combined with the bevelled band edges protects the hose from any damage.

DIN 3017. The ASFA LW1 hose clip complies fully with the DIN 3017 norm and also with the directive EU 2002/95/EC.

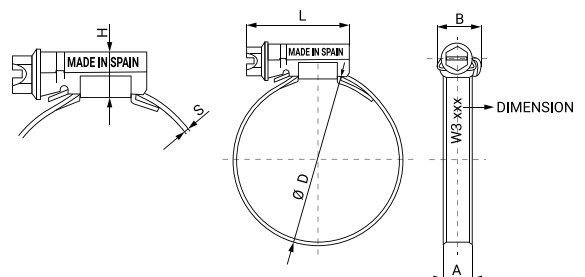
**\* The maximum application pressure can vary depending on the type of hose used and the geometry of the coupling.**

Ø Application	Part Number	A +0.3 -0.2	L +1 -0.5	S ±0.1	H Max.	B Max.	Maximum Values		Box Quantity	Outer Box Quantity
							Pressure (Bar)	Par (Nm)		
8-12 (*)	03016001	7	18,5	0,40	9,2	11,5	15	1,5	200	1.600
8-16	03016014	9	22,1	0,65	10,5	14,0	45	3,0	200	800
12-22	03016022	9	22,1	0,65	10,5	14,0	45	3,0	200	800
16-27	03016030	9	23,6	0,75	10,5	14,0	42	3,5	200	800
20-32	03016049	9	23,6	0,75	10,5	14,0	36	3,5	200	800
25-40	03016065	9	25,6	0,75	10,5	14,0	32	4,0	100	400
30-45	03016073	9	25,6	0,75	10,5	14,0	28	4,0	100	800
32-50	03016081	9	25,6	0,75	10,5	14,0	24	4,0	100	800
40-60	03016090	9	25,6	0,75	10,5	14,0	19	4,0	100	400
50-70	03016102	9	29,6	0,75	10,5	14,0	17	4,0	100	100
60-80	03016110	9	29,6	0,75	10,5	14,0	15	4,0	100	100
70-90	03016129	9	29,6	0,75	10,5	14,0	13	4,0	50	50
80-100	03016137	9	29,6	0,75	10,5	14,0	11	4,0	50	50
90-110	03016145	9	29,6	0,75	10,5	14,0	10	4,0	25	200
100-120	03016153	9	29,6	0,75	10,5	14,0	9	4,0	25	200
110-130	03016161	9	29,6	0,75	10,5	14,0	8	4,0	25	25
120-140	03016170	9	29,6	0,75	10,5	14,0	7	4,0	25	200
130-150	03016188	9	29,6	0,75	10,5	14,0	6	4,0	25	25
140-160	03016196	9	29,6	0,75	10,5	14,0	5	4,0	25	25

\* It is recommended to apply 75% of the maximum values contained in the table.

(\*) ASFA-M (7 mm) Hose Clamp.

TECHNICAL INFORMATION	
MATERIAL	STAINLESS STEEL BAND AND HOUSING W3 AISI 430 X6Cr17 (DIN 1.4016) STAINLESS STEEL W4 AISI 304 Cu SCREW
FINISH	STAINLESS STEEL
CORROSION RESISTANCE	200 HOURS SALT SPRAY (ASTM B-117)
MAXIMUM TIGHTENING SPEED (RPM)	540 ± 5



# ASFA L (9 mm) Hose Clamp AISI 304 Stainless Steel - W4



Thanks to the exclusive design of the housing and the high-strength screw, the ASFA L Worm-Drive Clip has excellent performance while being at the same time very compact.

The cold-formed stamped 9 mm band, smoothed on the underside, combined with the bevelled band edges protects the hose from any damage.

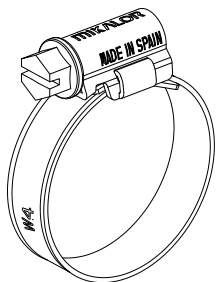
DIN 3017. The ASFA LW1 hose clip complies fully with the DIN 3017 norm and also with the directive EU 2002/95/EC.

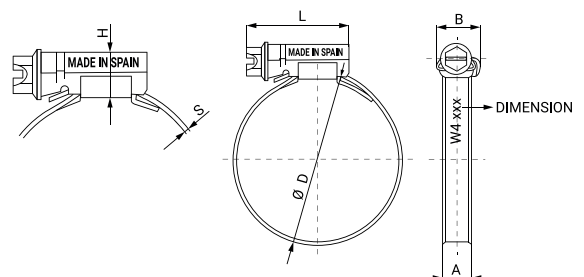
**\* The maximum application pressure can vary depending on the type of hose used and the geometry of the coupling.**

Ø Application	Part Number	A +0.3 -0.2	L +1 -0.5	S ±0.1	H Max.	B Max.	Maximum Values		Box Quantity	Outer Box Quantity
							Pressure (Bar)	Par (Nm)		
8-12 (*)	03014000	7	18,5	0,40	9,2	11,5	15	1,5	200	1.600
8-16	03014019	9	22,1	0,65	10,5	14,0	45	3,0	200	800
12-22	03014027	9	22,1	0,65	10,5	14,0	45	3,0	200	800
16-27	03014035	9	23,6	0,75	10,5	14,0	42	3,5	200	800
20-32	03014043	9	23,6	0,75	10,5	14,0	36	3,5	200	800
25-40	03014051	9	25,6	0,75	10,5	14,0	32	4,0	100	400
30-45	03014060	9	25,6	0,75	10,5	14,0	28	4,0	100	800
32-50	03014078	9	25,6	0,75	10,5	14,0	24	4,0	100	800
40-60	03014086	9	25,6	0,75	10,5	14,0	19	4,0	100	400
50-70	03014094	9	29,6	0,75	10,5	14,0	17	4,0	100	100
60-80	03014107	9	29,6	0,75	10,5	14,0	15	4,0	100	100
70-90	03014115	9	29,6	0,75	10,5	14,0	13	4,0	50	50
80-100	03014123	9	29,6	0,75	10,5	14,0	11	4,0	50	50
90-110	03014140	9	29,6	0,75	10,5	14,0	10	4,0	25	200
100-120	03014158	9	29,6	0,75	10,5	14,0	9	4,0	25	200
110-130	03014166	9	29,6	0,75	10,5	14,0	8	4,0	25	25
120-140	03014174	9	29,6	0,75	10,5	14,0	7	4,0	25	200
130-150	03014182	9	29,6	0,75	10,5	14,0	6	4,0	25	25
140-160	03014190	9	29,6	0,75	10,5	14,0	5	4,0	25	25

\* It is recommended to apply 75% of the maximum values contained in the table.

(\*) ASFA-M (7 mm) Hose Clamp.

TECHNICAL INFORMATION	
	<b>MATERIAL</b> STAINLESS STEEL BAND AND HOUSING W4 AISI 304 X6Cr Ni 18/10 (DIN 1.4301) STAINLESS STEEL W4 AISI 304 Cu screw
	<b>FINISH</b> STAINLESS STEEL
	<b>CORROSION RESISTANCE</b> 400 HOURS SALT SPRAY (ASTM B-117)
	<b>MAXIMUM TIGHTENING SPEED (RPM)</b> 540 ± 5



# ASFA L (9 mm) Hose Clamp AISI 316 Stainless Steel - W5



W5

Thanks to the exclusive design of the housing and the high-strength screw, the ASFA L Worm-Drive Clip has excellent performance while being at the same time very compact.

The cold-formed stamped 9 mm band, smoothed on the underside, combined with the bevelled band edges protects the hose from any damage.

DIN 3017. The ASFA LW1 hose clip complies fully with the DIN 3017 norm and also with the directive EU 2002/95/EC.

**\* The maximum application pressure can vary depending on the type of hose used and the geometry of the coupling.**

Ø Application	Part Number	A +0.3 -0.2	L +1 -0.5	S ±0.1	H Max.	B Max.	Maximum Values		Box Quantity	Outer Box Quantity
							Pressure (Bar)	Par (Nm)		
8-12 (*)	03015748	7	18,5	0,40	9,2	11,5	15	1,5	200	1.600
8-16	03015759	9	22,1	0,65	10,5	14,0	45	3,0	200	800
12-22	03015767	9	22,1	0,65	10,5	14,0	45	3,0	200	800
16-27	03015775	9	23,6	0,75	10,5	14,0	42	3,5	200	800
20-32	03015783	9	23,6	0,75	10,5	14,0	36	3,5	200	800
25-40	03015804	9	25,6	0,75	10,5	14,0	32	4,0	100	800
30-45	03015812	9	25,6	0,75	10,5	14,0	28	4,0	100	800
32-50	03015820	9	25,6	0,75	10,5	14,0	24	4,0	100	800
40-60	03015839	9	25,6	0,75	10,5	14,0	19	4,0	100	400
50-70	03015847	9	29,6	0,75	10,5	14,0	17	4,0	100	100
60-80	03015855	9	29,6	0,75	10,5	14,0	15	4,0	100	100
70-90	03015863	9	29,6	0,75	10,5	14,0	13	4,0	50	50
80-100	03015871	9	29,6	0,75	10,5	14,0	11	4,0	50	50
90-110	03015880	9	29,6	0,75	10,5	14,0	10	4,0	25	200
100-120	03015898	9	29,6	0,75	10,5	14,0	9	4,0	25	200
110-130	03015900	9	29,6	0,75	10,5	14,0	8	4,0	25	25
120-140	03015919	9	29,6	0,75	10,5	14,0	7	4,0	25	25
130-150	03015927	9	29,6	0,75	10,5	14,0	6	4,0	25	25
140-160	03015935	9	29,6	0,75	10,5	14	5	4,0	25	25

\* It is recommended to apply 75% of the maximum values contained in the table.

(\*) ASFA-M (7 mm) Hose Clamp.

TECHNICAL INFORMATION	
<b>MATERIAL</b>	STAINLESS STEEL BAND AND HOUSING W5 AISI 316 X5Cr Ni Mo (DIN 1.4401) STAINLESS STEEL W5 AISI 316 Cu SCREW
<b>FINISH</b>	STAINLESS STEEL
<b>CORROSION RESISTANCE</b>	1.000 HOURS SALT SPRAY (ASTM B-117)
<b>MAXIMUM TIGHTENING SPEED (RPM)</b>	540 ± 5

