
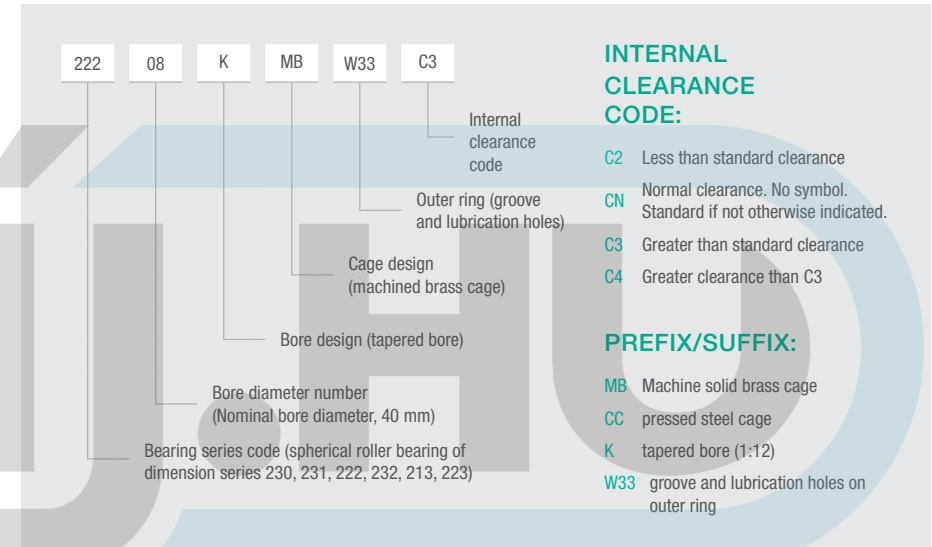


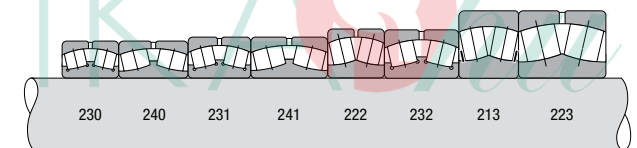
Spherical roller bearings



Spherical roller bearings are particularly suitable for heavy mechanical applications with heavy axial loads and where it is difficult to align the seats. These bearings are suitable for applications with severe operating conditions involving impact or vibration (heavy machinery, vibrating screens, crushers, etc.).

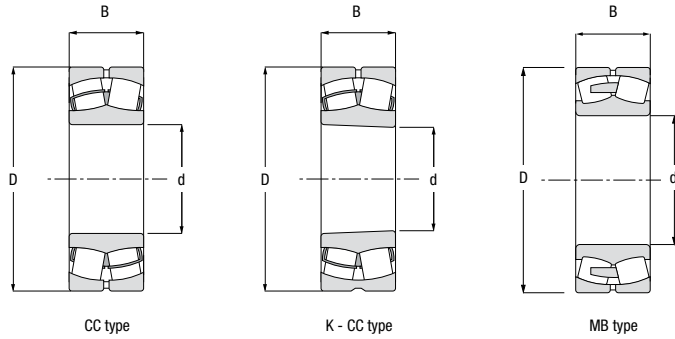


CODEX BASIC TYPES & SERIES



Spherical roller bearings are designed to withstand heavy radial and axial loads as well as high degrees of misalignment. Variants with a taper bore allow mounting using an adapter sleeve.

Spherical roller bearings



Main dimensions (mm)			Load ratings (kN)		Limiting speeds * (rpm)	Weight (kg)	Designation	
d	D	B	Dynamic (Cr)	Cor static (Cor)			Cylindrical bore	Taper bore
25	52	18	45	42,2	8000	0,177	22205	22205 K
	62	17	44,2	41,3	7000	0,277	21305	21305 K
30	62	20	61	56	6700	0,29	22206	22206 K
	72	19	59,8	54	5500	0,412	21306	21306 K
35	72	23	82	75	6600	0,43	22207	22207 K
	80	21	74	65,4	5000	0,542	21307	21307 K
40	80	23	93,5	86,9	6000	0,55	22208	22208 K
	90	23	102	93,9	4600	0,75	21308	21308 K
	90	33	142	123,6	5300	1,03	22308	22308 K
45	85	23	102	93	5500	0,59	22209	22209 K
	100	25	118	106	3200	1,02	21309	21309 K
	100	36	152	130	4800	1,4	22309	22309 K
50	90	23	99	112	4600	0,87	22210	22210 K
	110	27	138	144	2800	1,3	21310	21310 K
	110	40	203	216	4000	1,85	22310	22310 K
55	100	25	118	125	4000	0,86	22211	22211 K
	120	29	148	156	2600	1,65	21311	21311 K
	120	43	242	258	3000	2,35	22311	22311 K
60	110	28	147	166	3600	1,2	22212	22212 K
	130	31	192	214	2400	2,08	21312	21312 K
	130	46	298	321	2800	2,95	22312	22312 K
65	120	31	182	212	3600	1,63	22213	22213 K
	140	33	201	235	2200	2,57	21313	21313 K
	140	48	321	342	2400	3,6	22313	22313 K
70	125	31	203	220	3600	1,66	22214	22214 K
	150	35	268	310	2000	3,11	21314	21314 K
	150	51	378	407	2200	4,34	22314	22314 K
75	130	31	200	228	3400	1,75	22215	22215 K
	160	37	257	311	1900	3,76	21315	21315 K
	160	55	425	469	2000	5,25	22315	22315 K

Main dimensions (mm)			Load ratings (kN)		Limiting speeds * (rpm)	Weight (kg)	Designation	
d	D	B	Dynamic (Cr)	Cor static (Cor)			Cylindrical bore	Taper bore
80	140	33	230	258	3200	2,2	22216	22216 K
	170	39	318	360	1800	4,47	21316	21316 K
	170	58	483	532	1900	6,39	22316	22316 K
85	150	36	274	314	3000	2,8	22217	22217K
	180	41	317	366	1700	5,23	21317	21317K
	180	60	539	608	1800	7,4	22317	22317K
90	160	40	319	366	2800	4	22218	22218K
	160	52,4	345	428	1800	4,6	23218	23218K
	190	43	373	440	1600	6,17	21318	21318K
95	190	64	595	678	1700	8,8	22318	22318K
	170	43	370	441	2600	4,2	22219	22219K
	200	45	418	481	1700	7,15	21319	21319K
100	200	67	653	740	1600	10,3	22319	22319K
	165	52	355	472	1600	5	23120	23120K
	180	46	417	481	2500	5,01	22220	22220K
	180	60,3	462	582	1600	6,7	23220	23220K
	215	47	471	481	1600	8,81	21320	21320K
	215	73	785	923	1800	13	22320	22320K
110	170	45	300	425	1600	3,9	23022	23022K
	180	56	420	573	1400	6,25	23122	23122K
	200	53	544	620	2400	7,4	22222	22222K
	200	69,8	580	745	1500	9,7	23222	23222K
	240	80	925	1050	1800	18	22322	22322K
120	180	46	350	500	1500	4,3	23024	23024K
	200	62	510	693	1400	7,67	23124	23124K
	215	58	620	735	2200	9,2	22224	22224K
	215	76	668	905	1300	11,7	23224	23224K
	260	86	925	1070	1600	22	22324	22324K
	200	52	415	603	1500	6,2	23026	23026K
130	200	69	524	798	1400	7,55	24026	24026K
	210	64	543	762	1400	8,49	23126	23126K
	230	64	722	910	2100	11,2	22226	22226K
	230	80	755	1036	1200	14	23226	23226K
	280	93	1005	1345	1400	28,5	22326	22326K
	210	53	456	667	1400	6,7	23028	23028K
140	225	68	613	875	1300	10,2	23128	23128K
	250	68	697	880	2000	14,5	22228	22228K
	250	88	890	1215	1100	18,5	23228	23228K
	300	102	1189	1490	1300	36	22328	22328K
150	225	56	502	734	1400	8,14	23030	23030K
	250	80	805	1170	1100	15,7	23130	23130K
	270	73	834	1055	1800	18,5	22230	22230K
	270	96	1050	1425	1100	24	23230	23230K
	320	108	1420	1715	1200	42,5	22330	22330K

Main dimensions (mm)			Load ratings (kN)		Limiting speeds *	Weight (kg)	Designation	
d	D	B	Dynamic (Cr)	Cor static (Cor)	(rpm)		Cylindrical bore	Taper bore
160	240	60	570	855	1300	10	23032	23032K
	270	86	961	1345	1000	19,7	23132	23132K
	290	80	977	1250	1700	22,2	22232	22232K
	290	104	1170	1610	1100	30	23232	23232K
	340	114	1560	1910	1100	51	22332	22332K
170	260	67	700	1050	1200	13	23034	23034K
	280	88	1005	1460	1000	21,1	23134	23134K
	310	86	1100	1420	1500	28	22234	22234K
	310	110	1360	1880	900	35,7	23234	23234K
	360	120	1730	2108	1100	60	22334	22334K
180	280	74	810	1215	1200	17,6	23036	23036K
	300	96	1150	1705	900	27,1	23136	23136K
	320	86	1160	1525	1400	29,4	22236	22236K
	320	112	1460	2070	900	37,9	23236	23236K
	380	126	1945	2396	1000	70	22336	22336K
190	290	75	860	1335	1100	20	23038	23038K
	320	104	1230	2060	850	35,3	23138	23138K
	340	92	1250	1670	1300	35,3	22238	22238K
	340	120	1600	2332	800	46,1	23238	23238K
	400	132	2070	2560	900	81	22338	22338K
200	310	82	975	1450	900	24	23040	23040K
	340	112	1556	2420	800	47,6	23140	23140K
	360	98	1434	1185	1100	47,7	22240	22240K
	360	128	1805	2640	750	55,4	23240	23240K
	420	138	2250	2832	750	94	22340	22340K
220	340	90	1160	1800	850	28,8	23044	23044K
	370	120	1760	2690	700	51,5	23144	23144K
	400	108	1710	2313	1000	61,5	22244	22244K
	400	144	2995	3365	670	78,5	23244	23244K
240	460	145	2613	3362	660	120	22344	22344K
	360	92	1266	2040	800	32,4	23048	23048K
	400	128	2020	3120	670	63,7	23148	23148K
	440	120	2134	2920	730	82	22248	22248K
	440	160	2830	4206	630	107,3	23248	23248K
260	400	104	1555	2482	750	47,7	23052	23052K
	440	144	2490	3817	600	88,2	23152	23152K
280	420	106	1690	2788	700	50,9	23056	23056K
	460	146	2639	4148	600	103	23156	23156K
300	460	118	2068	3378	650	71,4	23060	23060K

* For applications close to the limiting speeds please contact Codex QA department.