






**GREY NON-MARKING RUBBER WHEELS
WITH PRESSED STEEL DISCS**

-  80-200 mm
-  80 Shore A
-  65-230 daN
4 km/h
-  50-140 daN
-  -20 / +60 °C



Description

Tyre: grey non-marking standard rubber, hardness 80 Shore A

Centre: electrolytically galvanised steel plate, made of two riveted discs.

Hub with polyamide self-lubricating plain bore.

Cylindrical roller bearing hub with plastic cage.

Uses

Suitable for trolleys with light-duty loads, also in presence of obstacles and for indoor-outdoor use.

The grey non-marking rubber tyre makes them suitable for use on fragile floors as well as in domestic/institutional environments.

Examples of recommended applications: luggage trolleys, tool trolleys, small mobile scaffoldings, waste bin containers.

Environments of use

Suitable for industrial and institutional environments, also in presence of humidity and oils. Not suitable in presence of aggressive chemical agents.

WEAK ACIDS		WEAK BASES	
STRONG ACIDS		STRONG BASES	
WATER		HYDROCARBONS	
ALCOHOL		SOLVENTS	


For information on the compatibility of the component wheel materials with specific aggressive chemical substances, see table at page 40.

Floors



Suitable for all types of floors, even outdoors.

They facilitate the overcoming of obstacles.

They do not damage or mark floors.



Force required to push or tow a wheel

 	50 kg	100 kg	150 kg	200 kg	230 kg
80 mm	5	---	---	---	---
100 mm	3	---	---	---	---
125 mm	2.5	6	---	---	---
140 mm	2.2	5.5	9	---	---
150 mm	2	5	8.5	---	---
160 mm	1.5	3.5	7.5	---	---
200 mm	1	3	5.5	8.5	11

For each load and diameter, the table indicates the force (in daN) needed to push or tow a single wheel at the constant speed of 4 km/h on smooth flooring. For manual handling of a 4-wheeled trolley we recommend diameters that have values < 5 daN, for frequent handling we recommend diameters with values < 3 daN.

Fittings with brackets



Standard-duty brackets NL

Maximum carrying capacity 230 daN - available diameters 80-200 mm
Top plate and bolt hole fittings. Available with front brake.

Options available to order:

The series 23 wheels are also available with assembled thread guards. To order them add the "PF" suffix to the product code. To order loose thread guards see the Accessories section.












Wheels with SL brackets d. 80-125 mm










SERIES **23**

GREY NON-MARKING RUBBER WHEELS WITH PRESSED STEEL DISCS



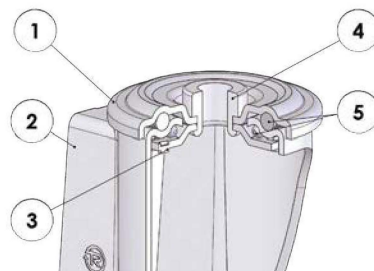
																
mm	mm	kg	CODE	mm	mm	daN	daN	daN								
80	25	0.17	231121	12	39	260	50	65								
100	30	0.28	231122	12	44	300	75	80								
125	37.5	0.51	231103	15	44	330	85	130								
140	37.5	0.64	231104	15	44	340	95	150								
150	40	0.73	231111	15	44	350	100	170								
160	40	1.00	231110	20	58	370	120	180								
200	50	1.75	231106	20	58	410	140	230								



																
mm	mm	kg	CODE	mm	mm	daN	daN	daN								
80	25	0.19	233121	12	39	260	50	65								
100	30	0.31	233122	12	44	300	75	80								
125	37.5	0.54	233103	15	44	330	85	130								
140	37.5	0.66	233104	15	44	340	95	150								
150	40	0.76	233111	15	44	350	100	170								
160	40	1.07	233110	20	58	370	120	180								
200	50	1.81	233106	20	58	410	140	230								

GREY NON-MARKING RUBBER WHEELS WITH PRESSED STEEL DISCS

Standard-duty brackets NL - max carrying capacity 230 daN



- 1) Plate: electrolytically galvanised steel plate
 - 2) Fork: electrolytically galvanised steel plate
 - 3) Ball race ring: electrolytically galvanised steel plate
 - 4) King pin: bushing in electrolytically galvanised steel
 - 5) Swivel actions: double ball ring with grease lubrication
- Available with total front foot brake

mm	mm	kg	CODE	kg	CODE	mm	mm	mm	mm	mm	daN						
80	25	0.61	237701	0.79	235601	107	73	12	37	120	65						
100	30	0.74	237702	0.94	235602	128	73	12	35	120	80						
125	37.5	1.09	237703	1.24	235603	156	73	12	37	120	130						
140	37.5	1.23	237704	1.38	235604	177	73	12	34	120	150						
150	40	1.35	237711	1.49	235611	182	73	12	34	120	170						
160	40	1.78	237710	2.04	235610	193	102	20	56	156	180						
200	50	3.16	237706	3.29	235606	236	102	20	56	156	230						
80	25	0.63	237901	0.80	235621	107	73	12	37	120	65						
100	30	0.76	237902	0.96	235622	128	73	12	35	120	80						
125	37.5	1.12	237903	1.27	235623	156	73	12	37	120	130						
140	37.5	1.26	237904	1.41	235624	177	73	12	34	120	150						
150	40	1.38	237911	1.52	235631	182	73	12	34	120	170						
160	40	1.85	237910	2.10	235630	193	102	20	56	156	180						
200	50	3.22	237906	3.35	235626	236	102	20	56	156	230						

Options available to order:



Fitting with stem in Zamak alloy